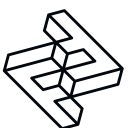


FACTORY FURNITURE



Concrete Bloc Bench

OPERATION & MAINTENANCE MANUAL



Introduction

Design

Design, shop drawings and development by Factory Furniture Ltd.

Manufacture

Factory Furniture manufactured components. Products are assembled in Factory workshops, checked and dispatched ready for installation. Replacement products or components thereof should be ordered direct from Factory Furniture Ltd.

Copyright

The design copyright for the product and drawing copyright remains the sole property of Factory Furniture Ltd.

General Specifications

Bench

Metric length 2000mm | width 500mm | height 450mm

Imperial length 6' 6½" | width 1' 7½" | height 1' 5½"

Approx Weight 360kg

Fixing Centres 1900mm (6' 3")

Detailed Material & Finish Specifications

Bench

- *Seat material* - Smooth or exposed aggregate concrete. A variety of stone effects are available in either smooth, shot peened, honed or polished finishes. (Please refer to 'Concrete Finishes' specification document for further details). Surface is smoothed and sealed to make it water repellent
- *Internal reinforcement* - Stainless steel frame

General Maintenance

(Recommended Schedule & Guidelines)

Daily/Weekly/Monthly (or as adopted)

Visual checks of bench - check for superficial or physical damage.

Three Monthly

Clean bench as detailed below

Six Monthly

Full clean as detailed below; check that bench is firmly secured to the ground

Specific Maintenance Details

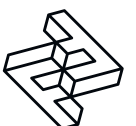
Concrete

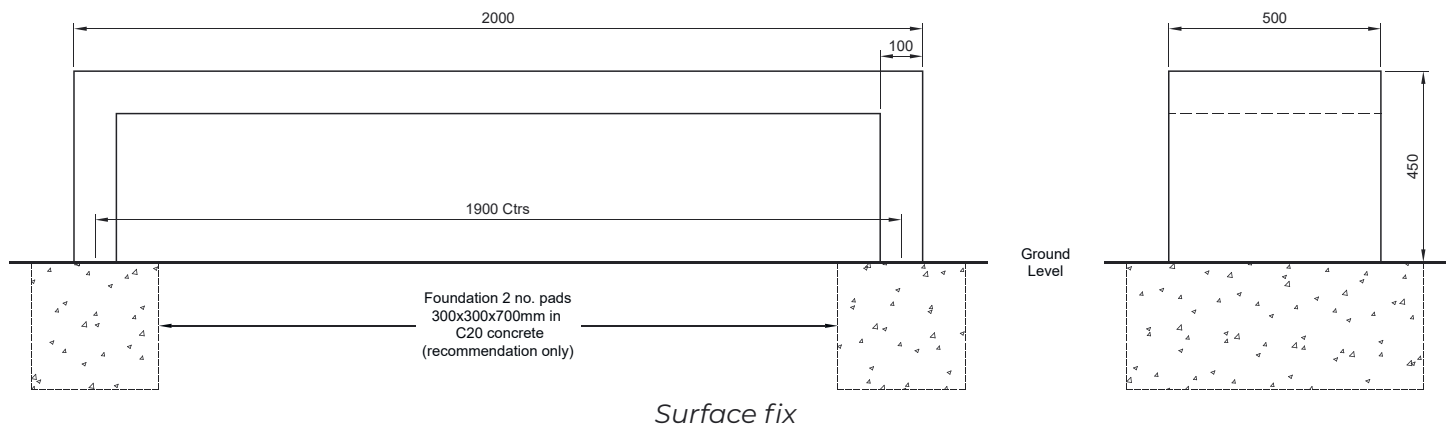
Clean with a stiff brush once per year, especially in more exposed locations, in order to prevent a verdigris type build up on the surface. Ideally, this should be completed in early spring.

Repairs

Heavy Damage

In the event of serious damage please contact Factory Furniture for detailed technical advice.





Installation Instructions

All installation works to be carried out by competent personnel - install as complete unit.

Bloc Bench (Concrete) (surface or sub-surface fix)

1. Install suitable foundation pads (see illustration) each with top face at ground level
2. Position bench in correct orientation with bases centrally on foundation pads.

5 Pioneer Road, Faringdon,
Oxfordshire SN7 7BU
+44 (0)1367 242731
hello@factoryfurniture.co.uk

factoryfurniture.co.uk

