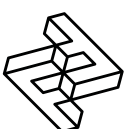


# FACTORY FURNITURE



## Bloc Concrete Table

OPERATION & MAINTENANCE MANUAL



# Introduction

## Design

Design, shop drawings and development by Factory Furniture Ltd.

## Manufacture

Factory Furniture manufactured components. Products are assembled in Factory workshops, checked and dispatched ready for installation. Replacement products or components thereof should be ordered direct from Factory Furniture Ltd.

## Copyright

The design copyright for the product and drawing copyright remains the sole property of Factory Furniture Ltd.

# General Specifications

## Table

*Metric* length 2000mm | width 700mm | height 750mm  
*Imperial* length 6' 6½" | width 2' 3½" | height 2' 5½"

**Approx Weight** 580kg

**Fixing Centres** 1900mm (6' 3")

*The concrete Bloc table can be combined with a couple of concrete Bloc benches to create an outdoor dining set.*

# Materials & Finishes

## Table

- *Table material* - Smooth or exposed aggregate concrete. A variety of stone effects are available in either smooth, shot peened, honed or polished finishes. (Please refer to 'Concrete Finishes' specification document for further details). Surface is smoothed and sealed to make it water repellent
- *Internal reinforcement* - Stainless steel frame

# General Maintenance

(Recommended Schedule & Guidelines)

## Daily/Weekly/Monthly (or as adopted)

Visual checks of table - check for superficial or physical damage

## Three Monthly

Clean table as detailed below

## Six Monthly

Full clean as detailed below; check that table is firmly secured to the ground

# Specific Maintenance Details

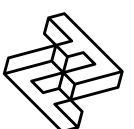
## Concrete

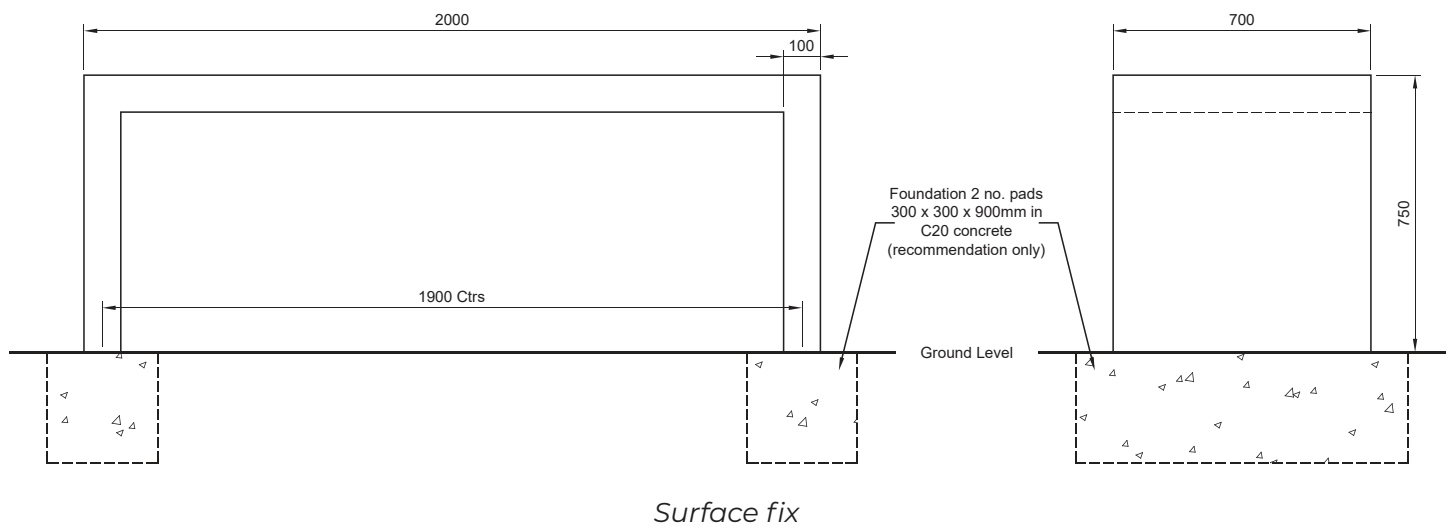
Clean with a stiff brush once per year, especially in more exposed locations, in order to prevent a verdigris type build up on the surface. Ideally, this should be completed in early spring.

# Repairs

## Heavy Damage

In the event of serious damage please contact Factory Furniture for detailed technical advice





## Installation Instructions

**All installation works to be carried out by competent personnel - install as complete unit.**

### **Bloc Table (Concrete)**

1. Install suitable foundation pads (see illustration) each with top face at ground level
2. Position table in correct orientation with bases centrally on foundation pads.

5 Pioneer Road, Faringdon,  
Oxfordshire SN7 7BU  
+44 (0)1367 242731  
hello@factoryfurniture.co.uk

**factoryfurniture.co.uk**

