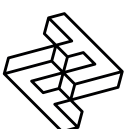


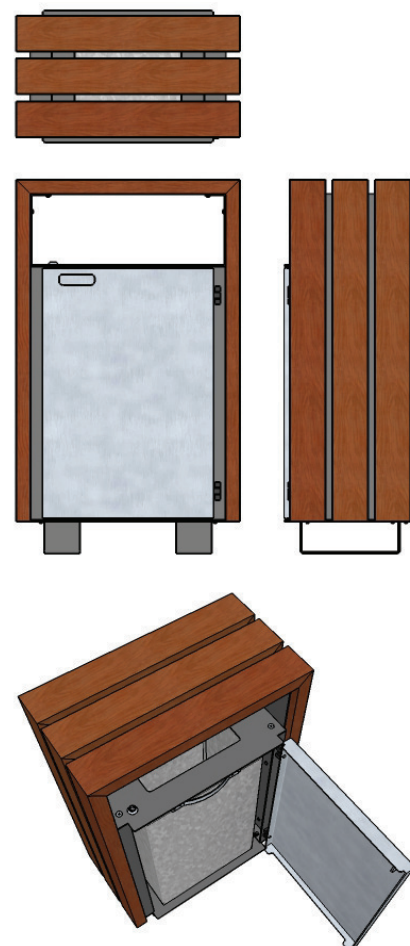
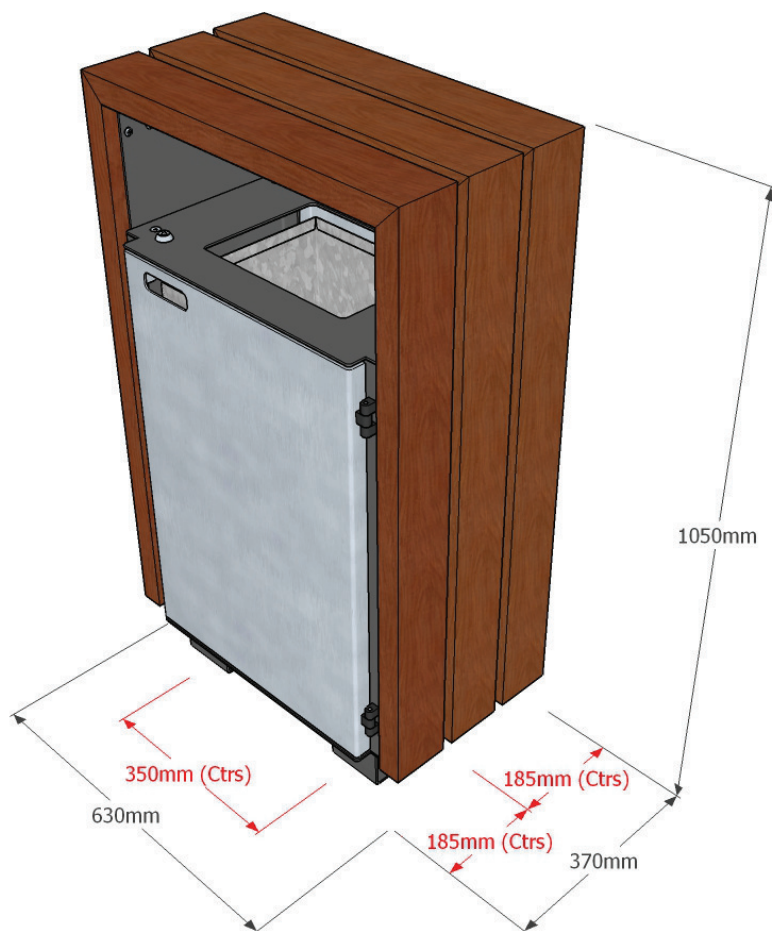
# FACTORY FURNITURE



## Bloc Wood Bin

### TECHNICAL SHEET





## Composition

*Slats* - FSC® certified hardwood

*Frame* - Galvanised & powder-coated mild steel\* (*stainless steel option available*)

*Front & rear panels* - Satin polished stainless steel

*Bin liner* - Pre-galvanised mild steel sheet

Doors at front with slam lock to access removable bin liners



## Dimensions

*Metric* L 630mm | width 370mm | height 1050mm

*Imperial* L 2' 1" | width 1' 2½" | height 3' 5½"

## Bin liner capacity

75ltrs

## Approx weight

93kg

## Fixing centres

350mm (1' 2")

## Fixing method

2 no. resin fixed anchors (concealed in base)

## Foundation

1 no. pad 600 x 400 x 400 mm in C20 concrete (recommendation only)

## Handling

Please observe health and safety lifting guidelines. A forklift or crane will be required for off-loading and positioning of product.

## Maintenance

Depends on usage and position. All elements require annual cleaning. Galvanised and powder coated mild steel only require maintenance if damaged. Stainless steel requires no further maintenance.

*\*Please note that when a powdercoat is applied over a hot dip galvanised surface pinholing can occur in the surface finish - this is not considered a defect.*

