
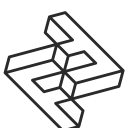


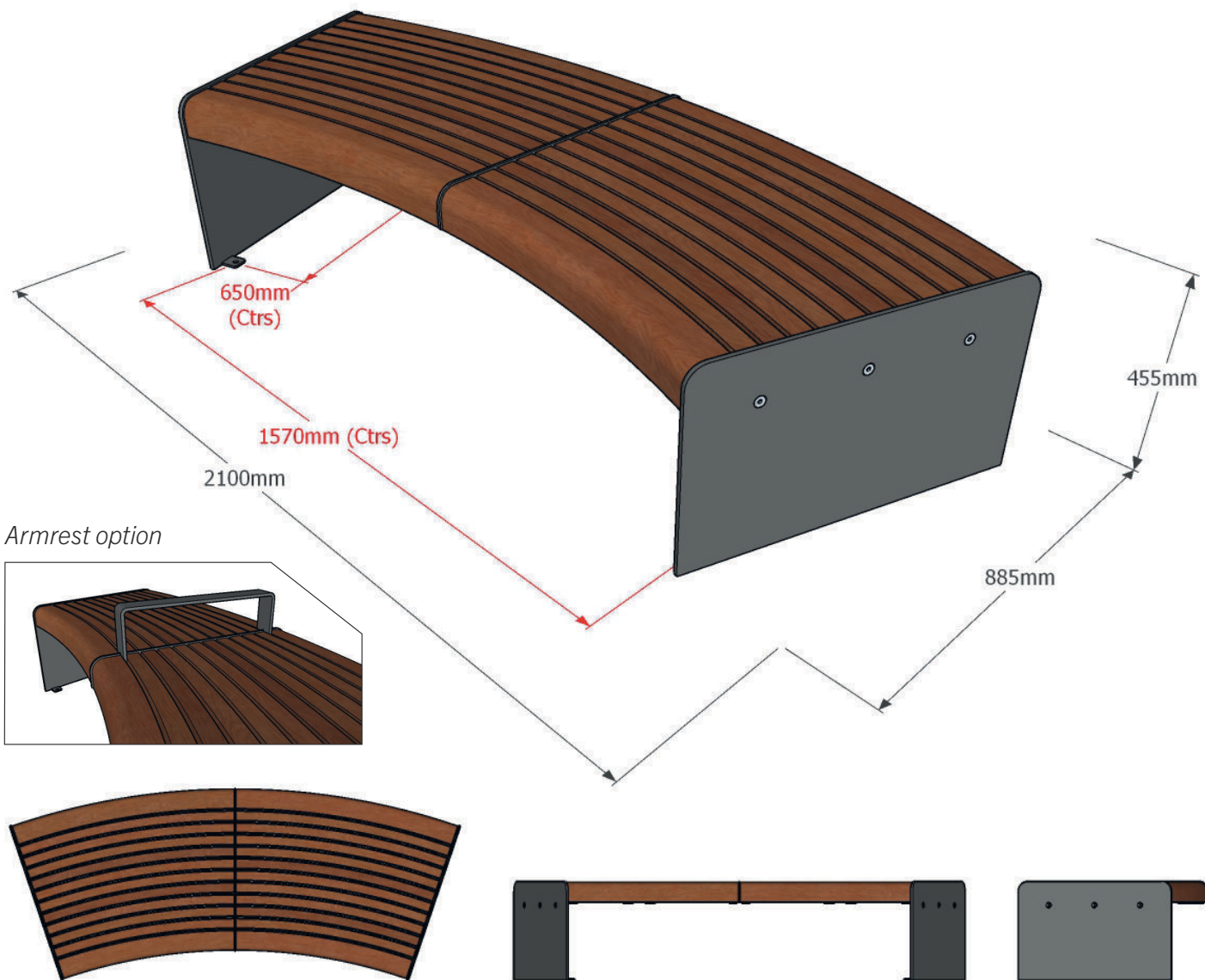
FACTORY FURNITURE



Ilford Curved Bench

TECHNICAL SHEET





Composition

Slats - FSC® certified hardwood

Frame (& armrest) - Mild steel



Finishes

Timber - Untreated sanded finish as standard

Mild steel - Galvanised and polyester powder-coated (grey as standard or as per client's specification).

Dimensions

Metric L 2100mm | width 885mm | height 455mm

Imperial L 6' 10½" | width 2' 11" | height 1' 6"

Approx weight

186kg (192kg with armrest)

Fixing centres

1570mm (5' 2") x 650mm (2' 1½") - 4 off Sleeve anchors

Foundation

2 no. pads 450 x 300 x 800 mm in C20 concrete (recommendation only)

Handling

Please observe health and safety lifting guidelines. A fork lift or crane will be required for off loading and positioning of this product

Maintenance

Depends on usage and position. All elements will require annual cleaning. Galvanised and powder coated mild steel only require maintenance if damaged.

**Please note that when a powder-coat is applied over a hot dip galvanised surface pinholing can occur in the surface finish - this is not considered a defect.*

