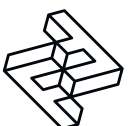


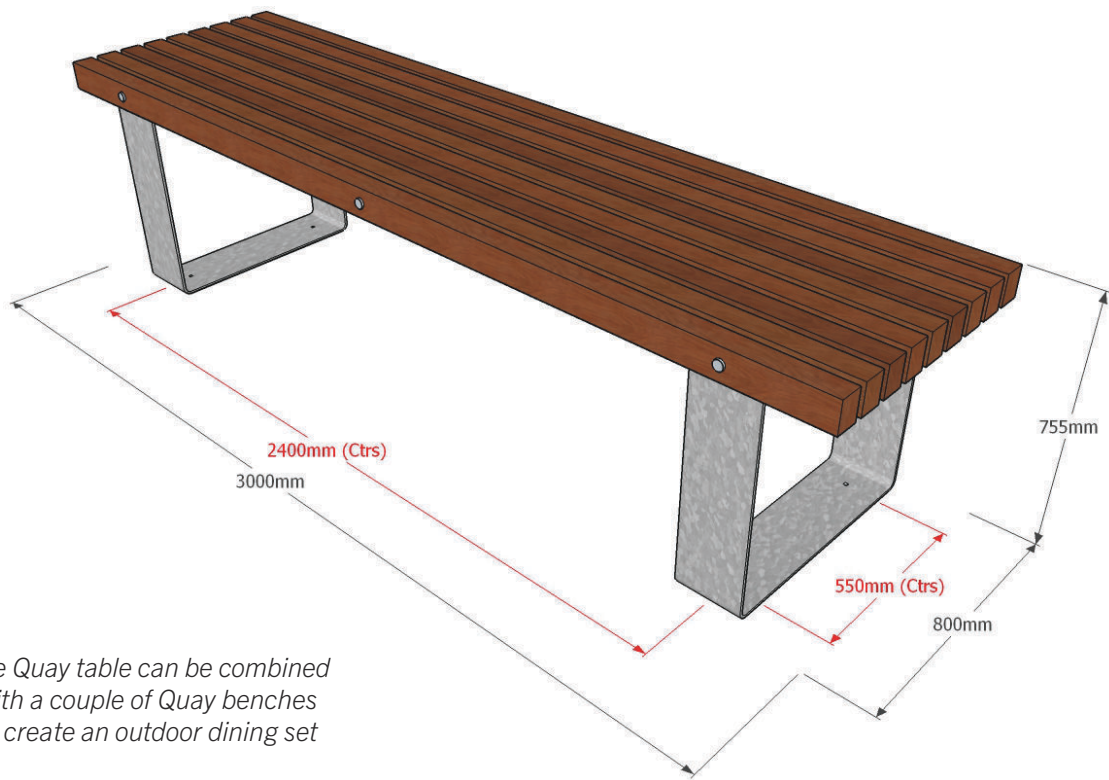
# FACTORY FURNITURE



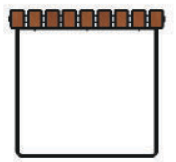
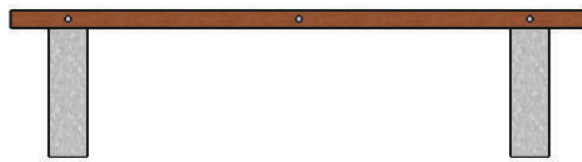
Quay Table

TECHNICAL SHEET





The Quay table can be combined with a couple of Quay benches to create an outdoor dining set



## Composition

Slats - FSC® certified hardwood or FSC® certified softwood  
Frame - Mild steel



## Finishes

Timber - Untreated sanded finish as standard.  
(Softwood option - Tanalised sanded finish)  
Mild steel - Galvanised as standard (polyester powder-coated option available\*)

## Dimensions

Metric L - 3000mm | W - 800mm | H - 755mm  
Imperial L - 9' 10" | W - 2' 7½" | H - 2' 5½"

## Approx weight

249kg (140kg softwood option)

## Fixing centres

2400mm (7' 10½") x 550mm (1' 9½") - Legs fixed with 2 off resin anchors per leg

## Foundation

2 no. pads 400 x 300 x 850 mm in C20 concrete  
(recommendation only)

## Handling

Please observe health and safety lifting guidelines. A forklift or crane will be required for off-loading and positioning of product

## Maintenance

Depends on usage and position. All elements will require annual cleaning. Galvanised and polyester powder-coated mild steel only requires maintenance if damaged.

\*Please note that when a powder-coat is applied over a hot dip galvanised surface pinholing can occur in the surface finish - this is not considered a defect.

