
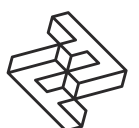


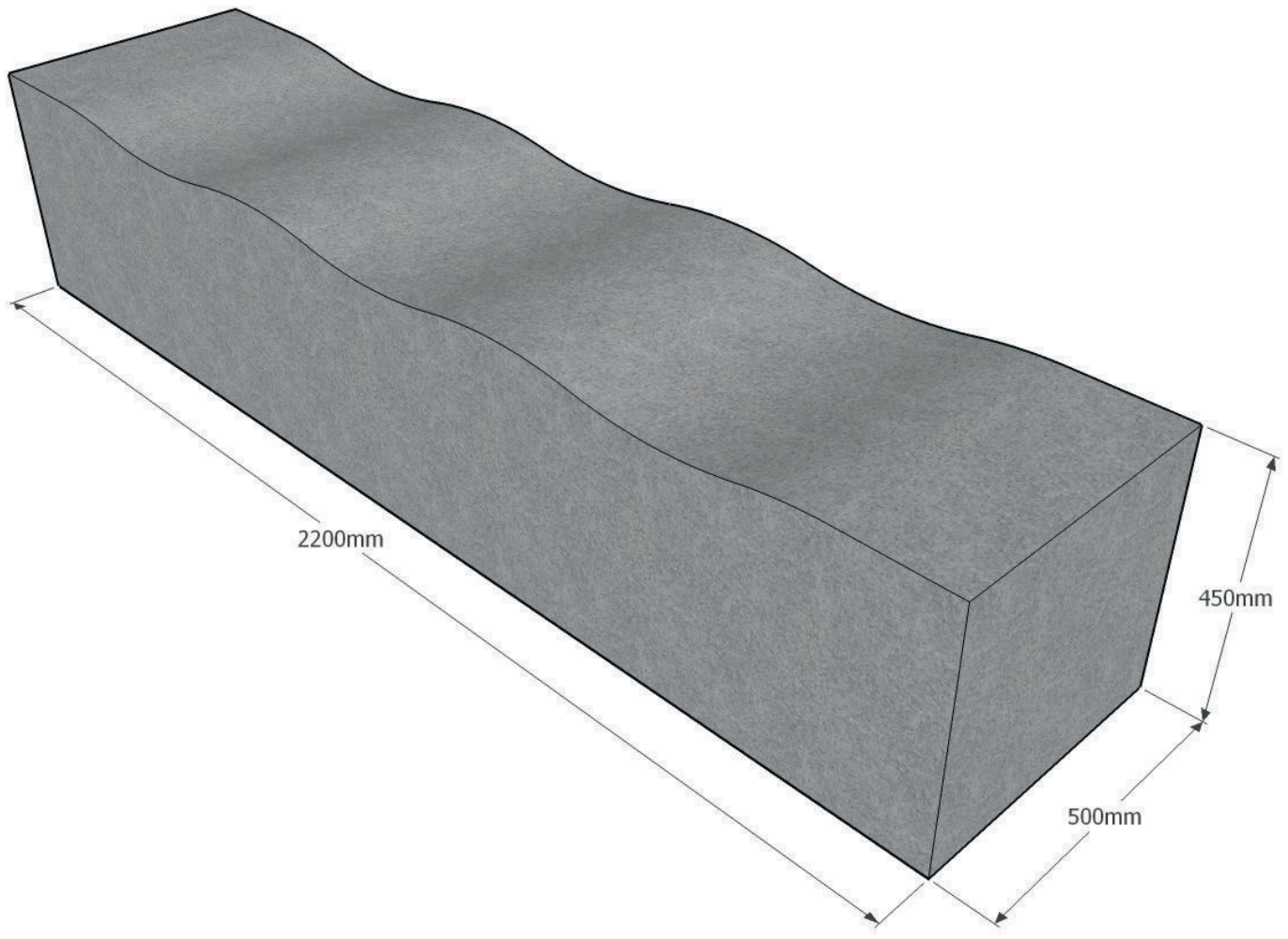
# FACTORY FURNITURE



## Serpentine Granite Bench

TECHNICAL SHEET





## Composition

Seat - Silver grey granite

## Finish

Granite - Bush hammered finish

## Dimensions

Metric L 2200mm | width 500mm | height 450mm\*

Imperial L 7' 2½" | width 1' 7½" | height 1' 5½"

\*Not incl. +50mm below ground level for sub-surface fix option

## Approx weight

1297kg (1445kg sub-surface option)

## Fixing centres & method

Root fixed option - 50mm below surface level

## Foundation

Suitable to sustain weight of granite

## Handling

Please observe health & safety lifting guidelines. A forklift or crane will be required for off-loading and positioning of this product

## Maintenance

Depends on usage and position. All elements will require cleaning annually

