
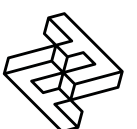


FACTORY FURNITURE



Serpentine Granite Bench & Stool

OPERATION & MAINTENANCE MANUAL



Introduction

Design

Design, shop drawings and development by Factory Furniture Ltd.

Manufacture

Factory Furniture manufactured components. Products are assembled in Factory workshops, checked and dispatched ready for installation. Replacement products or components thereof should be ordered direct from Factory Furniture Ltd.

Copyright

The design copyright for the product and drawing copyright remains the sole property of Factory Furniture Ltd.

General Specifications

Bench

Metric length 2200mm | width 500mm | height 450mm*
Imperial length 5' 11" | width 1' 7½" | height 1' 5½"

*Not including +50mm below ground level for sub-surface fix option

Approx Weight 1297kg (1445kg sub-surface option)

Stool

Metric length 600mm | width 500mm | height 450mm*
Imperial length 1' 11½" | width 1' 7½" | height 1' 5½"

*Not including +50mm below ground level for sub-surface fix option

Approx Weight 352kg (392kg sub-surface option)

Materials & Finishes

Bench & Stool

- Manufactured from silver/grey granite with a light bush hammered finish

General Maintenance

(Recommended Schedule & Guidelines)

Daily/Weekly/Monthly (or as adopted)

Visual checks of bench / stool - check all items for superficial or physical damage

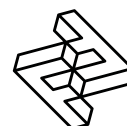
Three Monthly

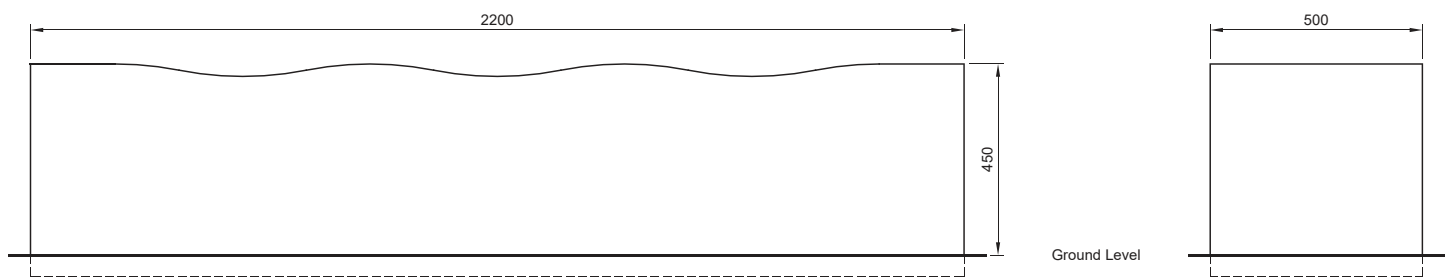
Clean all items as detailed below check all fixings are seated correctly

Specific Maintenance Details

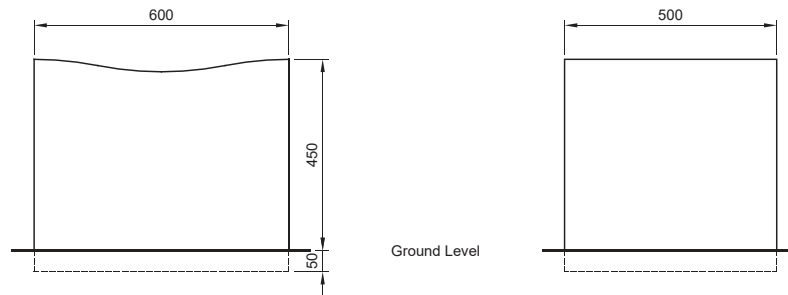
Granite

Clean with a stiff brush once per year, especially in more exposed locations, in order to prevent a verdigris type build up on the surface. Ideally, this should be completed in early spring.





Bench (Surface or sub surface fix)



Stool (Surface or sub surface fix)

Installation Instructions

All installation works to be carried out by competent personnel - install as complete unit.

Serpentine Granite Bench / Stool (surface & sub-surface fix)

1. Install suitable foundation pads to support the weight of the bench or stool each with top face at ground level (or 100mm below finished ground level for stool - sub-surface fix)
2. Position bench / stool in correct orientation with bases centrally on foundation pads.
3. Check level & re-instate ground level if necessary (sub-surface fix).

5 Pioneer Road, Faringdon,
Oxfordshire SN7 7BU
+44 (0)1367 242731
hello@factoryfurniture.co.uk

factoryfurniture.co.uk

