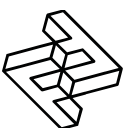


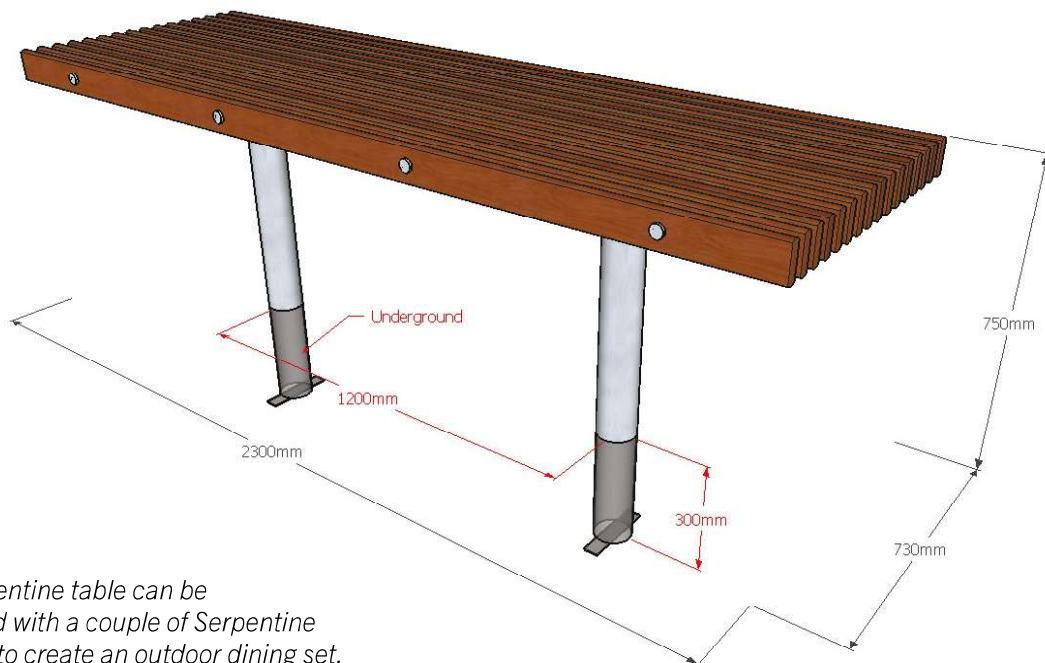
FACTORY FURNITURE



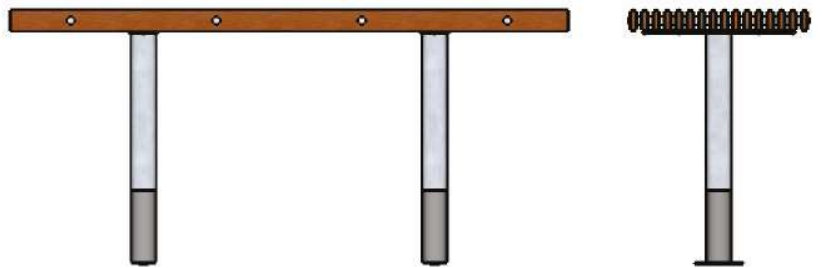
Serpentine Table

TECHNICAL SHEET





The Serpentine table can be combined with a couple of Serpentine benches to create an outdoor dining set.



Composition

Slats - FSC® certified hardwood

Bases - Stainless steel



Finishes

Timber - Untreated sanded finish as standard

Stainless steel - Satin polished finish

Dimensions

Metric L 2300mm | width 730mm | height 750mm*

Imperial L 7' 6½" | width 2' 4½" | height 2' 5½"*

*Not including +300mm below ground for sub-surface fix

Approx weight

107kg

Fixing centres

1200mm (3' 11")

Fixing method

Root fixed 300mm (12") below ground level (into concrete pad)

Foundation

2 no. pads 400 x 400 x 400 mm in C20 concrete
(*recommendation only*)

Handling

Please observe health and safety lifting guidelines. A forklift or crane will be required for off-loading and positioning of product

Maintenance

Depends on usage and position. All elements will require annual cleaning. Stainless steel requires no maintenance

