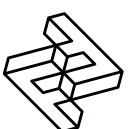


FACTORY FURNITURE



Skop Bin

OPERATION & MAINTENANCE MANUAL



Introduction

Design

Design, shop drawings and development by Factory Furniture Ltd.

Manufacture

Factory Furniture manufactured components. Products are assembled in Factory workshops, checked and dispatched ready for installation. Replacement products or components thereof should be ordered direct from Factory Furniture Ltd.

Copyright

The design and drawing copyrights for the product remain the sole property of Factory Furniture Ltd.

General Specifications

Bin

Metric length 450mm | width 450mm | height 900mm
Imperial length 1' 5½" | width 1' 5½" | height 2' 11½"

Approx Weight 50kg

Liner Capacity 90ltr

Fixing Centres 360mm (1' 2") x 250mm (10")

Materials & Finishes

Bin

- Manufactured from stainless steel with satin polished finish
- Hinged door panel opens to allow access to removable bin liner - secured with standard 8mm tri-drive slam lock
- Hinges for door manufactured from stainless steel
- Anchored using 4 no. zinc-coated steel M10 x 75mm sleeve anchors per base

Liner

- Liner is removable
- Manufactured from pre-galvanised mild steel sheet

General Maintenance

(Recommended Schedule & Guidelines)

Daily/Weekly/Monthly (or as adopted)

Visual checks of bin and liner - check all items for superficial or physical damage

Three Monthly

Clean all items as detailed below check all fixings are seated correctly

Six Monthly

Secure all fixings; full clean as detailed below; check that bin is firmly secured to the ground

Specific Maintenance Details

Stainless Steel (polished stainless steel only)

Clean as required, but at least every three months, using a stainless steel polish and a lint free cloth. To remove ground in dirt, a stainless steel finishing pad may be required.

Galvanised

For general cleaning using a damp cloth and warm soapy water only. Scourers and abrasive cleaners are NOT suitable for this type of finish and may damage it. Before using any cleaning agents to remove graffiti etc. try on a small, inconspicuous area first to avoid causing more unsightly damage.

Repairs

Stainless Steel

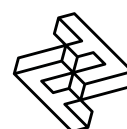
Light damage (surface scratches etc.) can be removed using an emery pad (240 grit) and freeing oil such as 'WD40'. Care should be taken to follow the direction of the brushing grain. It is recommended that a trial repair be carried out on an unimportant surface first. No corrosive cleaners or other abrasives should be used. Any contamination, particularly carbon steel scuffs from vehicles, should be quickly removed to avoid corrosion

Galvanised Surfaces

For light damage to hot dipped galvanised finishes repair using a high performance cold galvanising zinc spray (70% zinc or above). Spray application should be carried out in accordance with approved methods detailed by the product manufacturer. Please note that it is advisable to use professional painters to achieve best results when touching up larger areas.

Heavy Damage

In the event of serious damage to any component, replacements should be ordered from Factory Furniture Ltd. In this event (or if the product needs to be disassembled for any reason), please contact Factory Furniture for detailed technical advice.



Installation Instructions

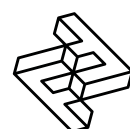
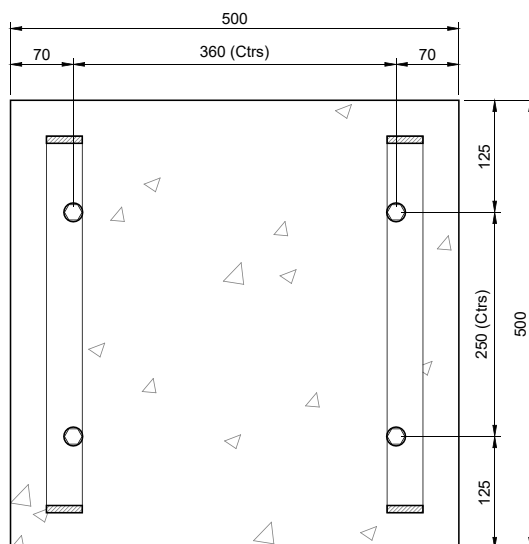
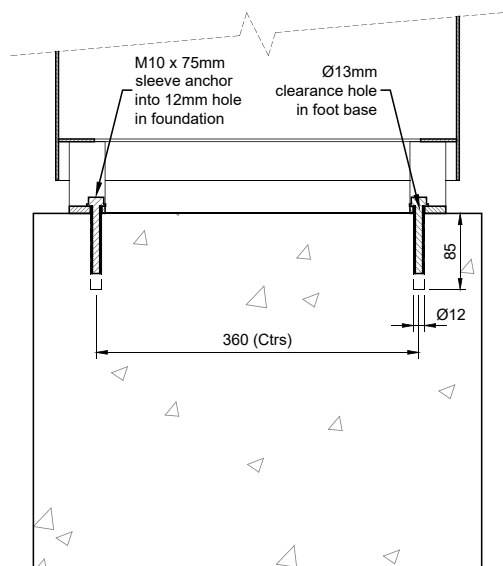
All installation works to be carried out by competent personnel - install as complete unit.

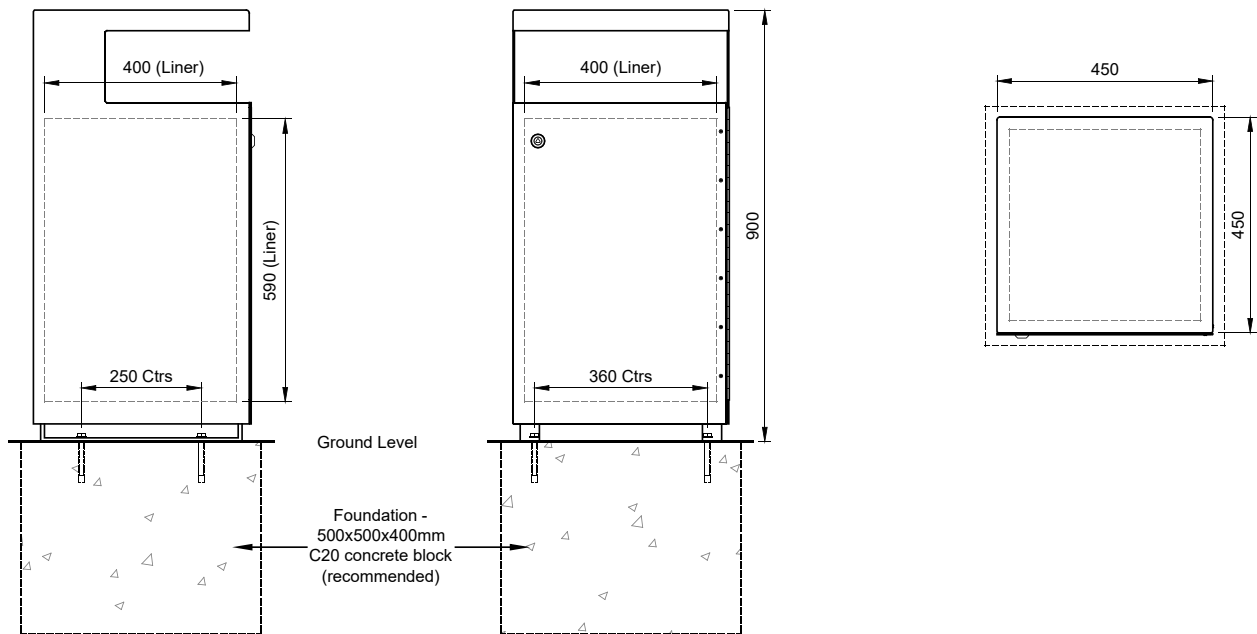
Skop Bin (surface fix only)

1. Install suitable foundation pad (see illustration) with top face at ground level
2. Position bin in correct orientation with base centrally on foundation pad, then mark hole positions through base plates.
3. Remove the bin; drill holes $\text{Ø}12\text{mm}$ x 85mm deep or as manufacturer's instructions
4. Clear debris from holes.
5. Reposition bin unit and fix to foundation pads using 4 no. zinc-coated M10 x 75mm sleeve anchors tightened to 50Nm (or as per manufacturer's instruction). Ensure bench remains level during fixing process.

IMPORTANT NOTE

Ensure that stainless steel is protected during site cutting of stone – contamination from disc cutters will produce corrosion on stainless steel components.





Skop Bin (Surface Fix Only)

5 Pioneer Road, Faringdon,
Oxfordshire SN7 7BU
+44 (0)1367 242731
hello@factoryfurniture.co.uk

factoryfurniture.co.uk

