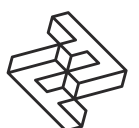


FACTORY FURNITURE

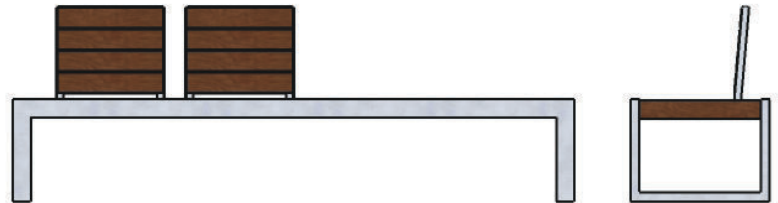
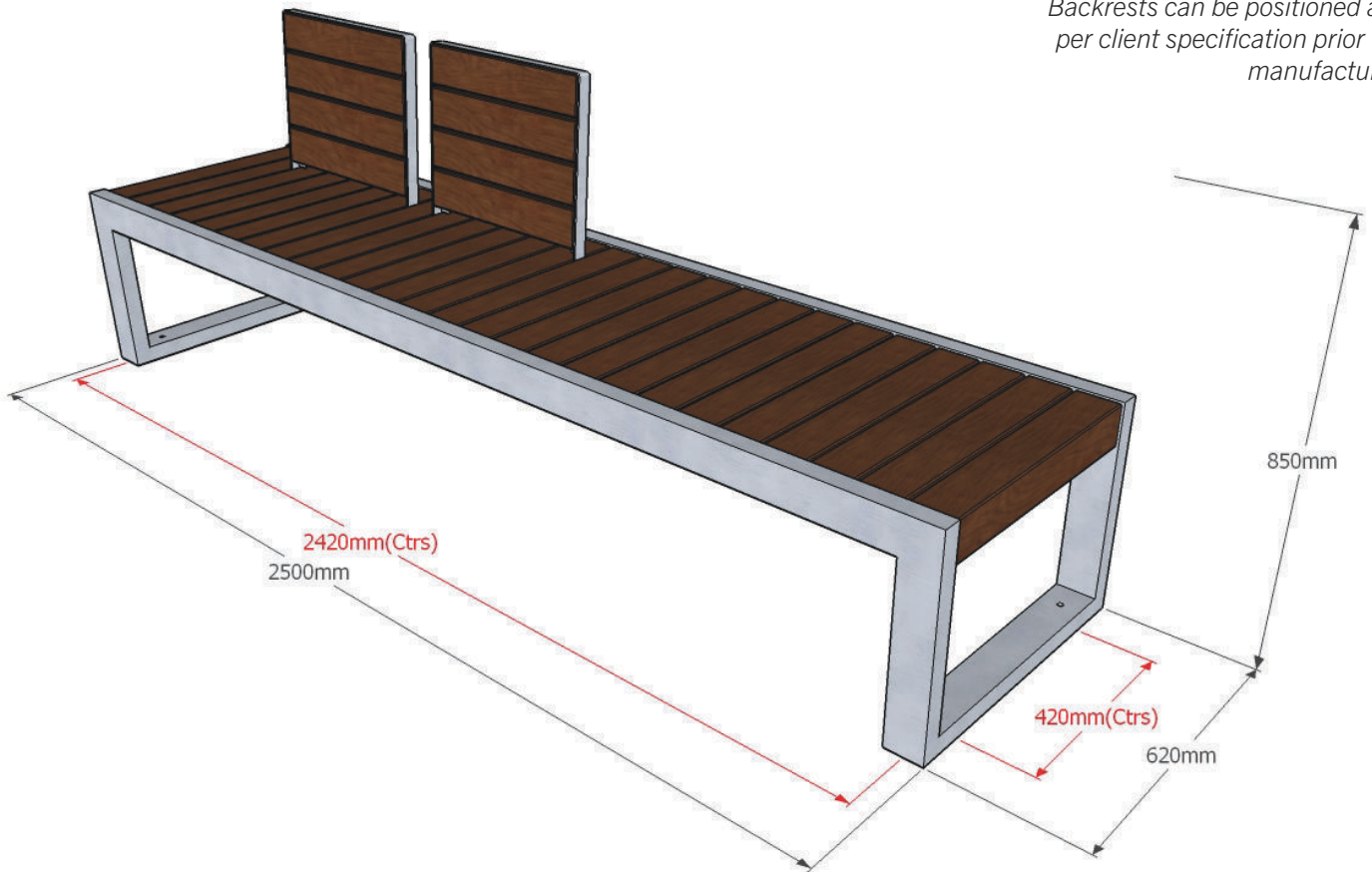


Skop Seat

TECHNICAL SHEET



Backrests can be positioned as per client specification prior to manufacture



Composition

Slats - FSC® certified hardwood
Frame - Stainless steel



Finishes

Timber - Untreated sanded finish as standard
Stainless steel - Satin polished finish

Dimensions

Metric L 2500mm | width 620mm | height 850mm
Imperial L 8' 2½" | width 2' ½" | height 2' 9½"

Approx weight

93kg

Fixing centres & method

2420mm (7' 11½") x 420mm (1' 4½")
4 off Resin fixed anchors (2 per leg)

Foundation

2 no. pads 700 x 400 x 200 mm in C20 concrete
(recommendation only)

Handling

Please observe health & safety lifting guidelines. A forklift or crane will be required for off-loading and positioning of this product

Maintenance

Depends on usage and position. All elements will require annual cleaning. Stainless steel requires no maintenance

