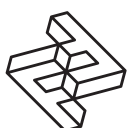



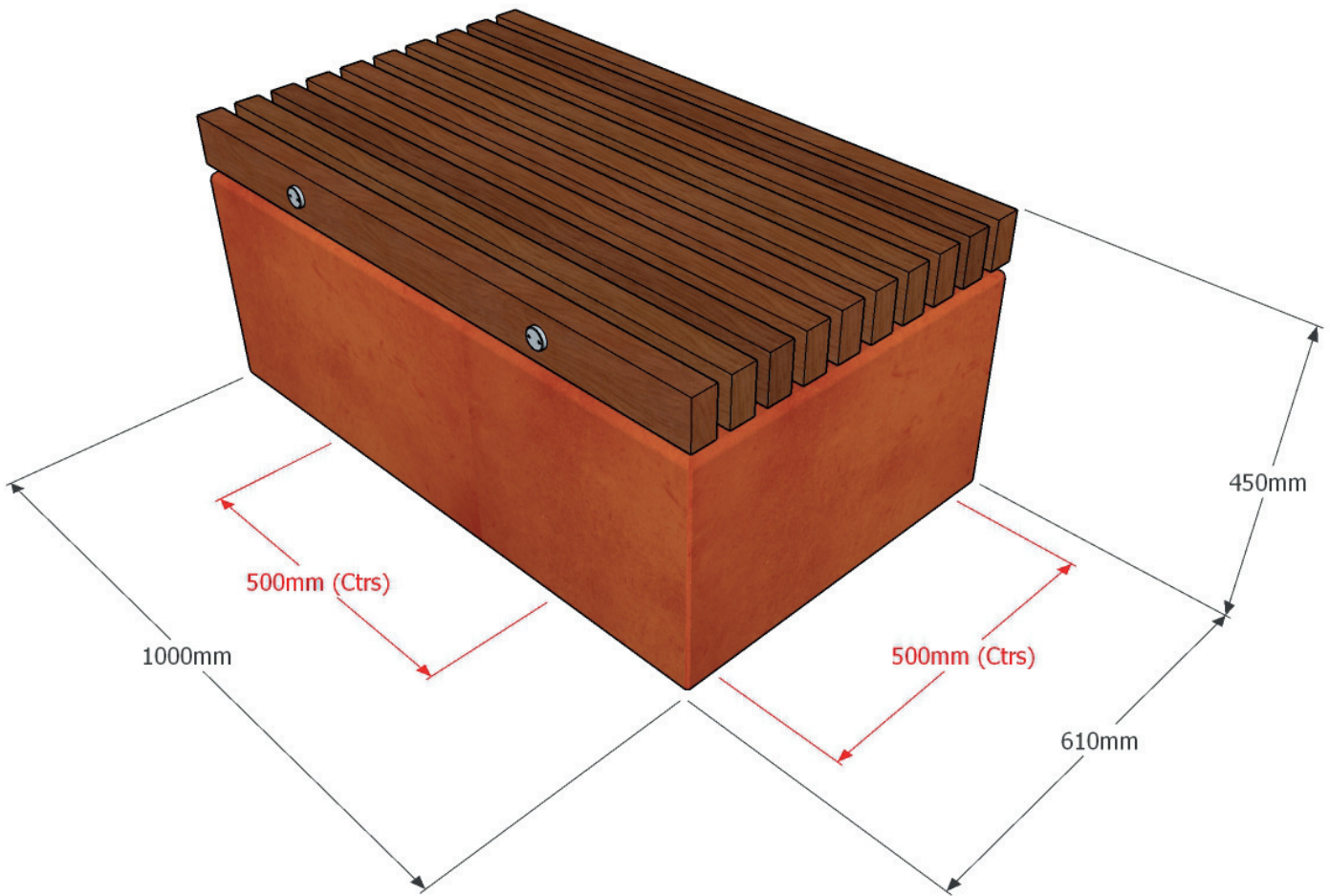
# FACTORY FURNITURE



Soca Steel Bench (1m, 2m & 3m)

TECHNICAL SHEET





## Composition

*Slats* - FSC® certified hardwood with aluminium endcaps & spacers  
*Base* - Corten steel



## Finishes

*Timber* - Untreated sanded finish as standard  
*Corten steel* - Untreated as standard

## Dimensions

*Metric* L - 1000mm | W - 610mm | H - 450mm  
*Imperial* L - 3' 3½" | W - 2' 0" | H - 1' 5½"

## Fixing centres & method

500mm (1' 7½") x 500mm (1' 7½") - 4 no. sleeve anchors

## Approx weight

103kg

## Foundation

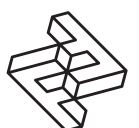
1 no. pad 600 x 600 x 400 mm in C20 concrete (recommendation only)

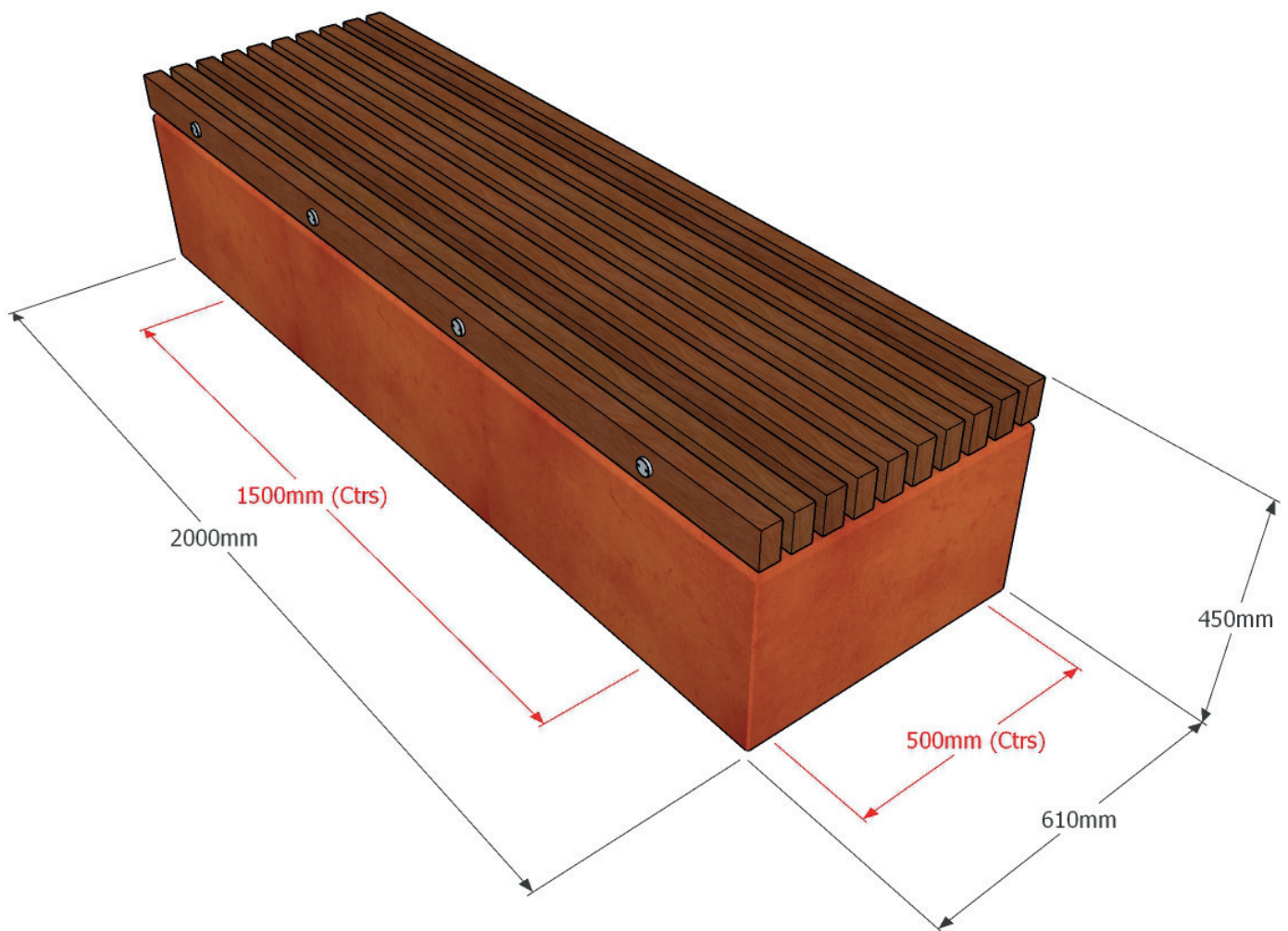
## Handling

Please observe health & safety lifting guidelines. A forklift or crane will be required for off-loading and positioning of this product

## Maintenance

Depends on usage and position. All elements will require cleaning annually. Corten steel requires no maintenance





## Composition

*Slats* - FSC® certified hardwood with aluminium endcaps & spacers  
*Base* - Corten steel



## Finishes

*Timber* - Untreated sanded finish as standard  
*Corten steel* - Untreated as standard

## Dimensions

*Metric* L - 2000mm | W - 610mm | H - 450mm  
*Imperial* L - 6' 6½" | W - 2' 0" | H - 1' 5½"

## Fixing centres & method

1500mm (4' 11") x 500mm (1' 7½") - 4 no. sleeve anchors

## Approx weight

185kg

## Foundation

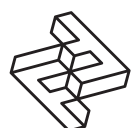
2 no. pads 400 x 700 x 400 mm in C20 concrete (recommendation only)

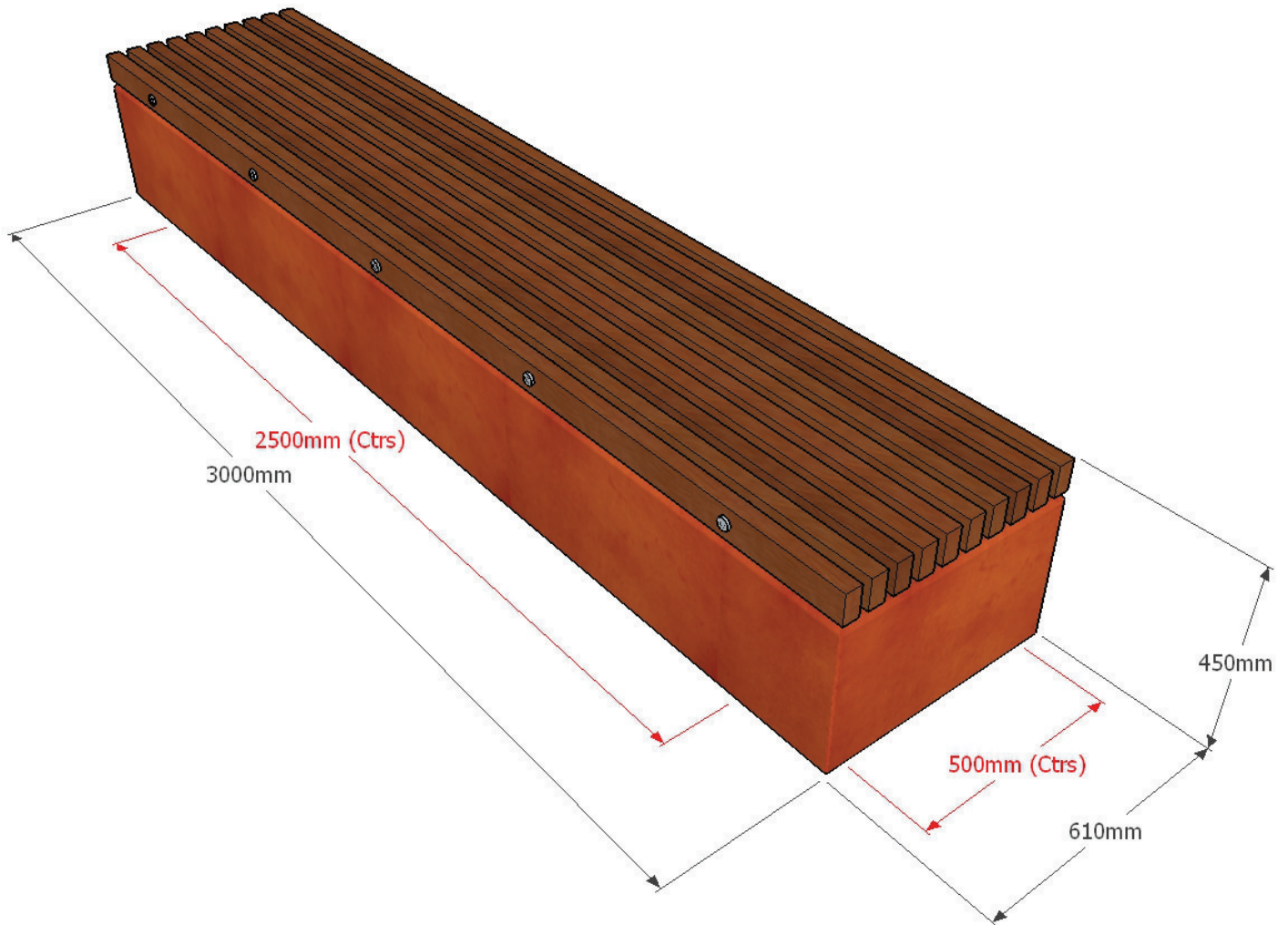
## Handling

Please observe health & safety lifting guidelines. A forklift or crane will be required for off-loading and positioning of this product

## Maintenance

Depends on usage and position. All elements will require cleaning annually. Corten steel requires no maintenance





## Composition

*Slats* - FSC® certified hardwood with aluminium endcaps & spacers

*Base* - Corten steel



## Finishes

*Timber* - Untreated sanded finish as standard

*Corten steel* - Untreated as standard

## Dimensions

*Metric* L - 3000mm | W - 610mm | H - 450mm

*Imperial* L - 9' 10" | W - 2' 0" | H - 1' 5½"

## Fixing centres & method

2500mm (8' 3") x 500mm (1' 7½") - 4 no. sleeve anchors

## Approx weight

268kg

## Foundation

2 no. pads 400 x 700 x 400 mm in C20 concrete (recommendation only)

## Handling

Please observe health & safety lifting guidelines. A forklift or crane will be required for off-loading and positioning of this product

## Maintenance

Depends on usage and position. All elements will require cleaning annually. Corten steel requires no maintenance

