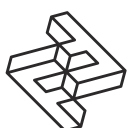





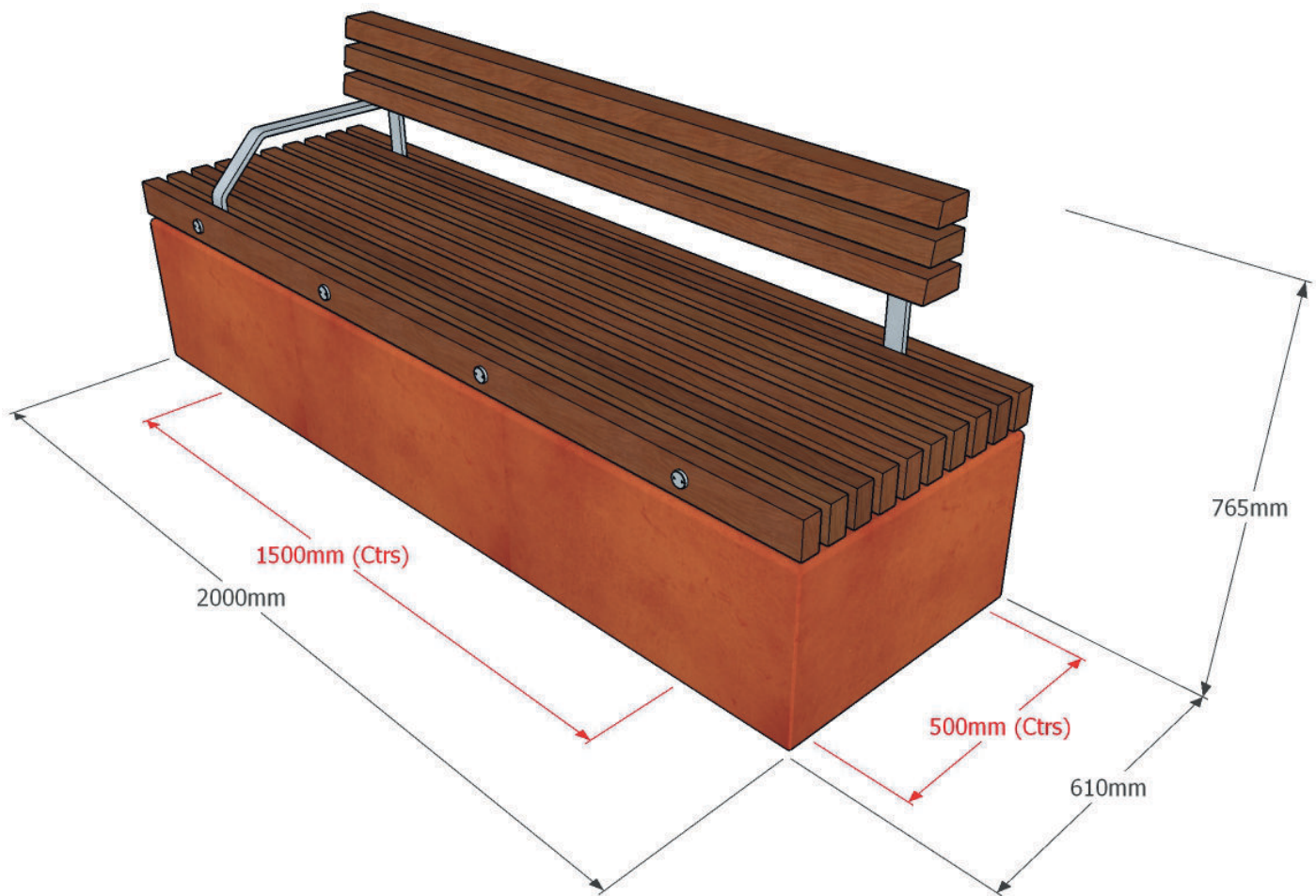
FACTORY FURNITURE



Soca Steel Seat (2m & 3m)

TECHNICAL SHEET





Composition

Slats - FSC® certified hardwood with aluminium endcaps and spacers

Base - Corten steel

Back & arms - Stainless steel



Finishes

Timber - Untreated sanded finish as standard

Stainless steel - Satin polished finish

Corten - Untreated as standard

Dimensions

Metric L - 2000mm | W - 610mm | H - 765mm

Imperial L - 6' 6½" | W - 2' 0" | H - 2' 6"

Approx weight

212kg

Fixing centres & method

1500mm (4' 11") x 500mm (1' 7½") - 4 no. sleeve anchors

Foundation

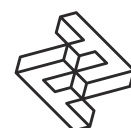
2 no. pads 400 x 700 x 400 mm in C20 concrete
(*recommendation only*)

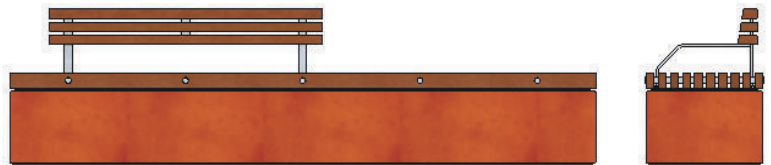
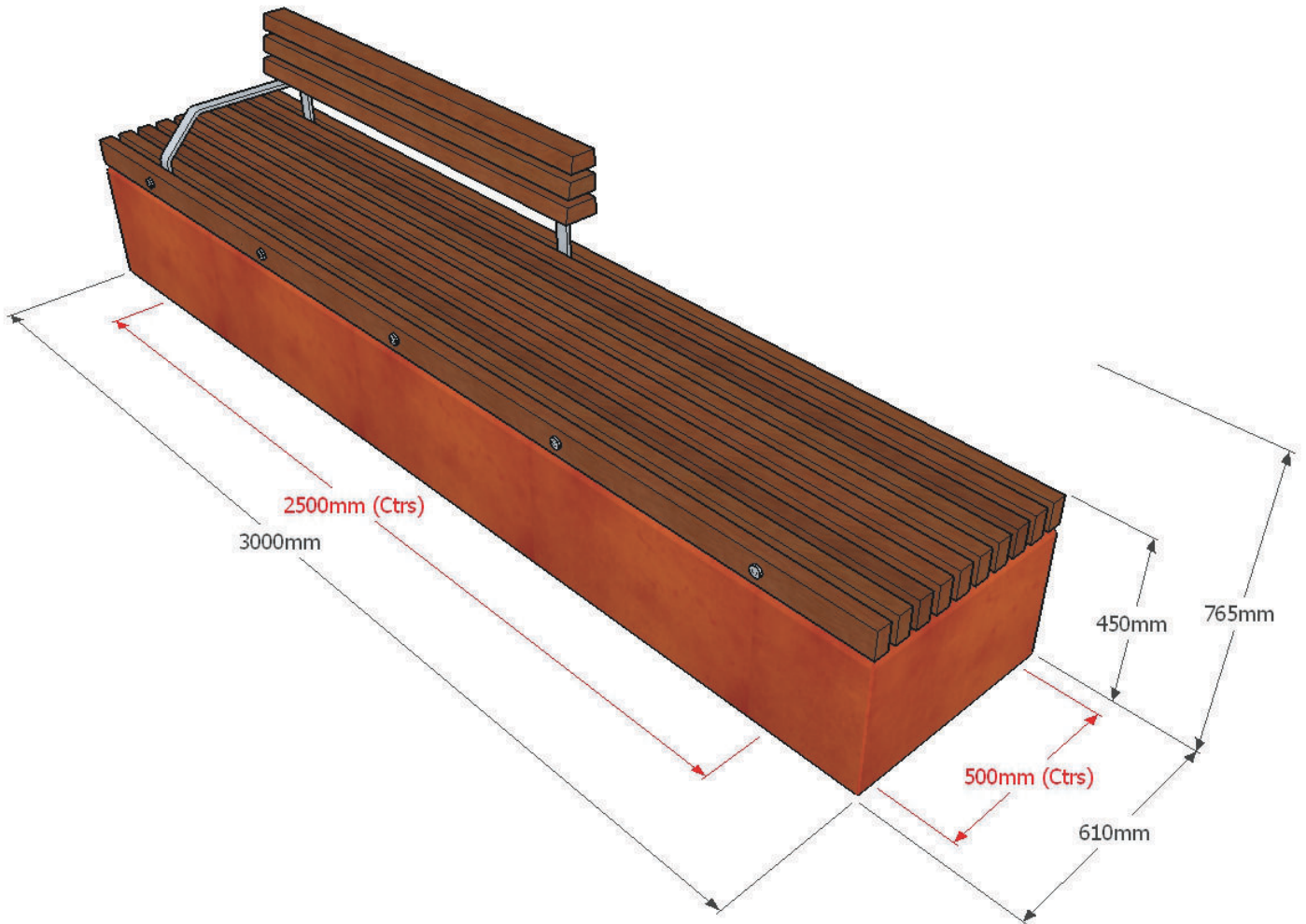
Handling

Please observe health & safety lifting guidelines. A forklift or crane will be required for off-loading and positioning of this product ****Lifting eyes not supplied****

Maintenance

Depends on usage and position. All elements will require cleaning annually. Corten and stainless steel require no maintenance





Composition

Slats - FSC® certified hardwood with aluminium endcaps and spacers



Base - Corten steel

Back & arms - Stainless steel

Finishes

Timber - Untreated sanded finish as standard

Stainless steel - Satin polished finish

Corten - Untreated as standard

Dimensions

Metric L - 3000mm | W - 610mm | H - 765mm

Imperial L - 9' 10" | W - 2' 0" | H - 2' 6"

Approx weight

292kg

Fixing centres & method

2500mm (8' 2½") x 500mm (1' 7½") - 4 no. sleeve anchors

Foundation

2 no. pads 400 x 700 x 400 mm in C20 concrete
(*recommendation only*)

Handling

Please observe health & safety lifting guidelines. A forklift or crane will be required for off-loading and positioning of this product ****Lifting eyes not supplied****

Maintenance

Depends on usage and position. All elements will require cleaning annually. Corten and stainless steel require no maintenance

