
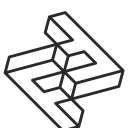


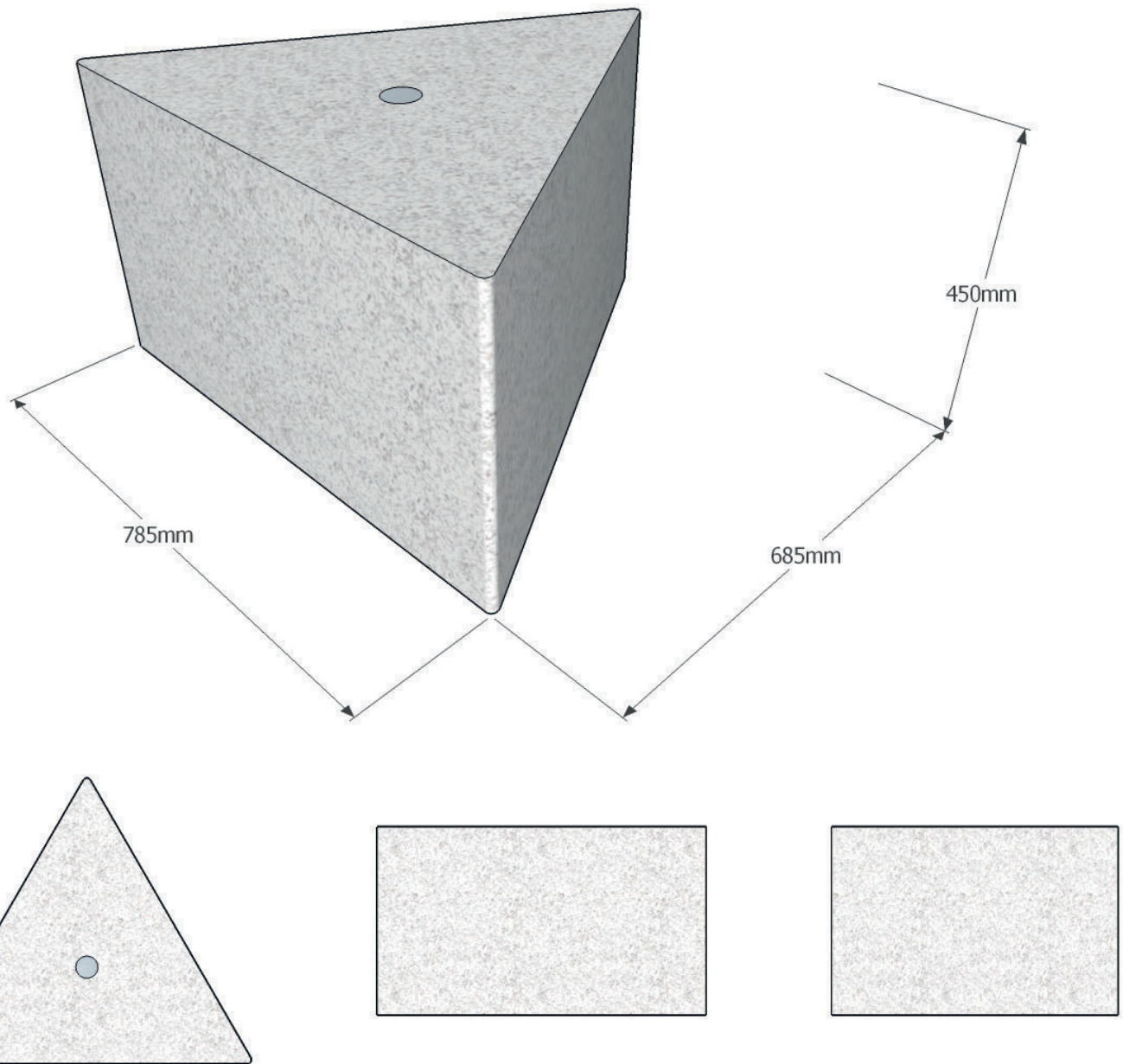
FACTORY FURNITURE



Sonobe Concrete Bench

TECHNICAL SHEET





Composition

Seat material - Smooth or exposed aggregate concrete. A variety of stone effects are available in either smooth, shot peened, honed or polished finishes. *(Please refer to 'Concrete Finishes' specification document for further details)*
Internal reinforcement - Galvanised mild steel frame

Finish

Concrete - sealed (waterproofed and anti-graffiti)

Dimensions

Metric L 785mm | width 685mm | height 450mm
 Imperial L 2' 7" | width 2' 3" | height 1' 5½"

Approx weight

287kg

Fixing method

Free standing (*Option for locating dowel*)

Foundation

1 no. pads 900 x 800 x 300 mm in C20 concrete
(recommendation only)

Handling

Please observe health & safety lifting guidelines. A forklift or crane will be required for off-loading and positioning of this product ****Lifting eyes not supplied****

Maintenance

Depends on usage and position. All elements will require cleaning annually.

