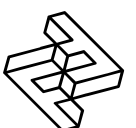


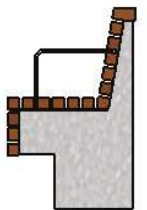

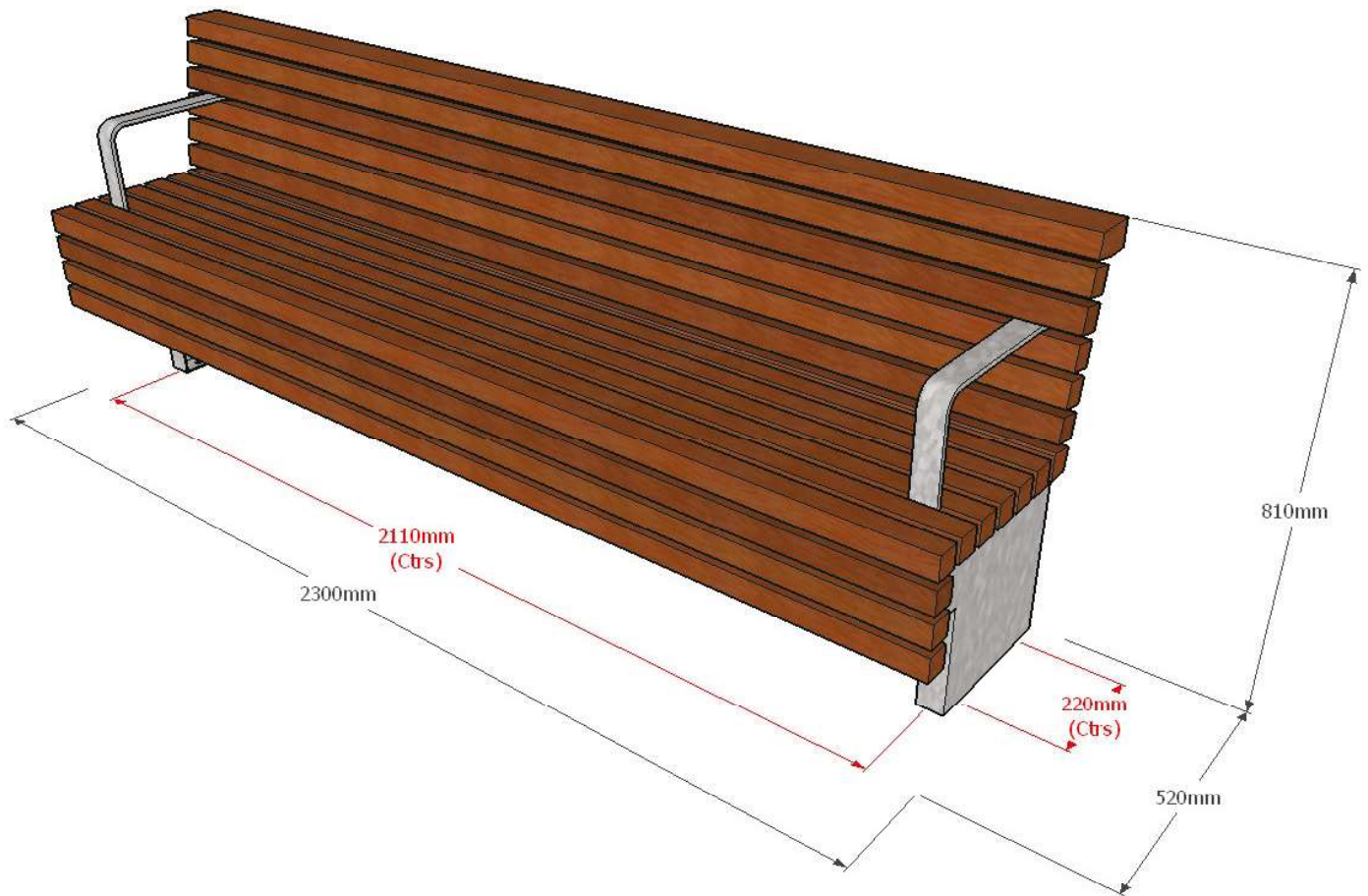
# FACTORY FURNITURE



Tord Seat

TECHNICAL SHEET





## Composition

Slats - FSC® certified hardwood

Frame - Mild steel



## Finishes

Timber - Untreated sanded finish as standard

Mild steel - Hot dip galvanised as standard  
(polyester powder-coated option available\*)

## Dimensions

Metric L - 2300mm | W - 520mm | H - 810mm

Imperial L - 7' 6½" | W - 1' 8½" | H - 2' 8"

## Approx weight

124kg

## Fixing centres

2110mm (6' 11") x 220mm (8½")

## Fixing method

2 off Resin fix anchors per leg (4 off per seat)

## Foundation

2 no. pads 400 x 400 x 400 mm in C20 concrete  
(recommendation only)

## Handling

Please observe health & safety lifting guidelines. A forklift or crane will be required for off-loading and positioning of this product

## Maintenance

Depends on usage and position. All elements will require annual cleaning. Galvanised and polyester powder-coated mild steel only require maintenance if damaged.

