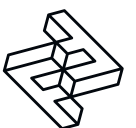


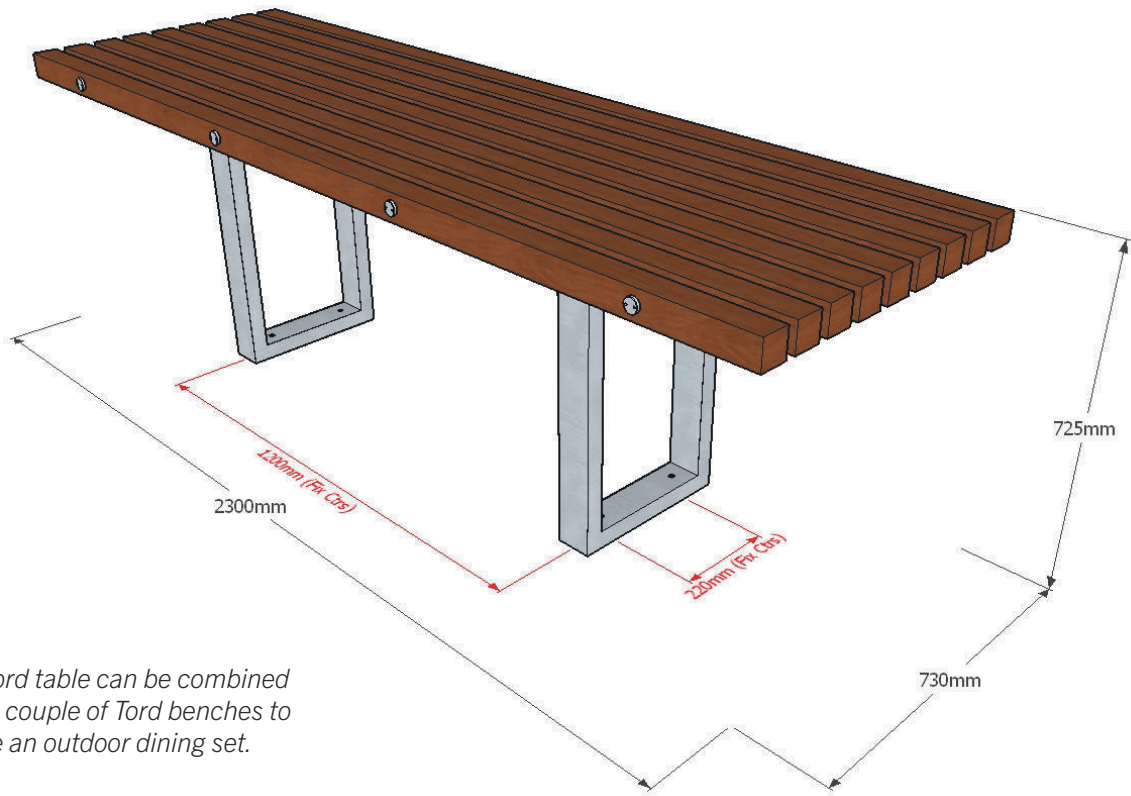
FACTORY FURNITURE



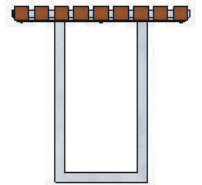
Tord Table

TECHNICAL SHEET





The Tord table can be combined with a couple of Tord benches to create an outdoor dining set.



Composition

Slats - FSC® certified hardwood and aluminium spacers

Bases - Stainless steel



Finishes

Timber - Untreated sanded finish as standard

Stainless steel - Satin polished finish

Dimensions

Metric L - 2300mm | W - 730mm | H - 725mm

Imperial L - 7' 6½" | W - 2' 4½" | H - 2' 4½"

Approx weight

111kg

Fixing centres

1200mm (3' 11") x 220mm (8½")

Fixing method

2 no. Resin fixed anchors per leg

Foundation

2 no. pads 800 x 400 x 400 mm in C20 concrete (recommendation only)

Handling

Please observe health and safety lifting guidelines. A forklift or crane will be required for off-loading and positioning of product.

Maintenance

Depends on usage and position. All elements will require annual cleaning. Stainless steel requires no further maintenance

