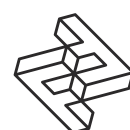



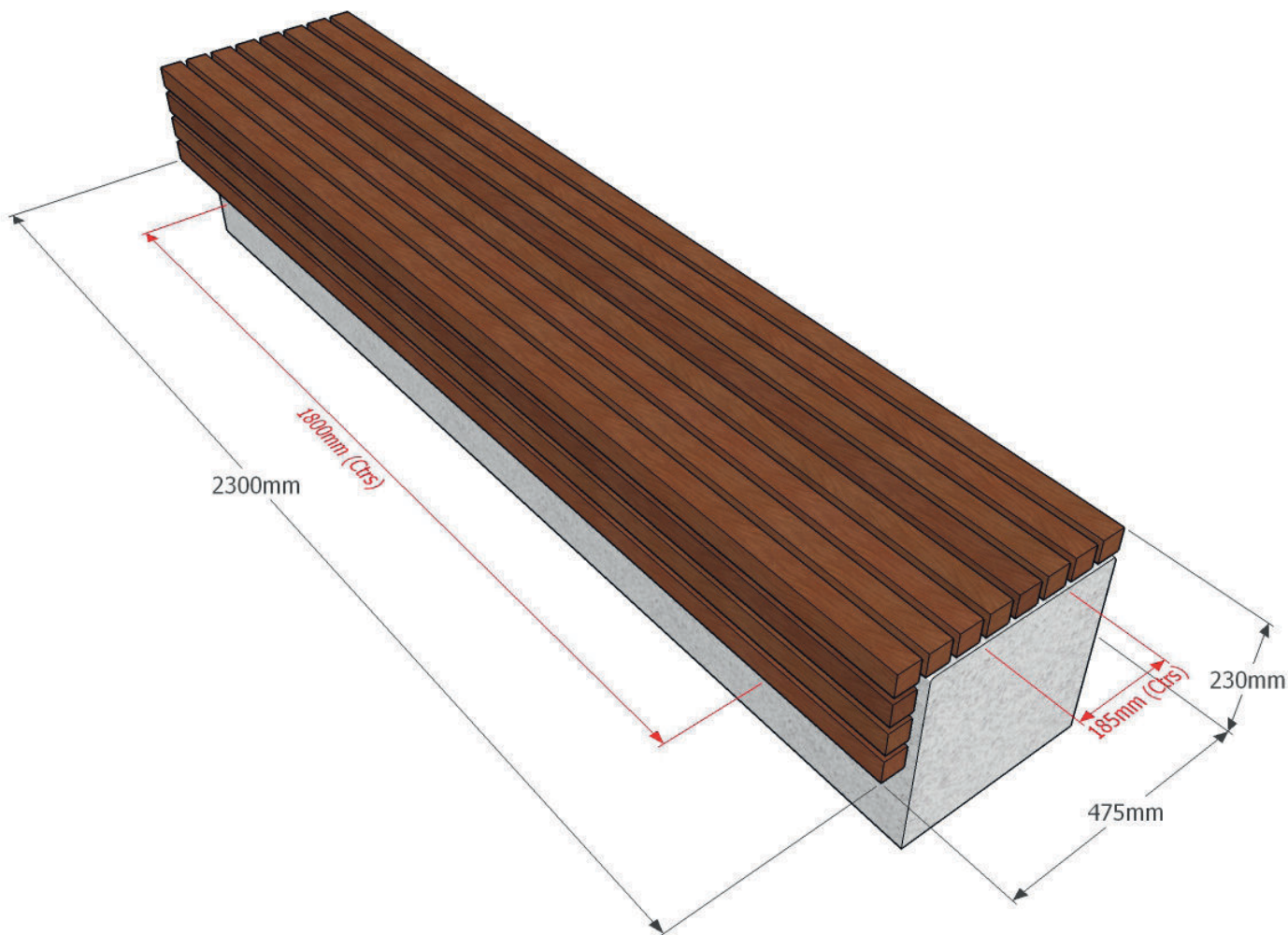
FACTORY FURNITURE



Tord Wall Bench

TECHNICAL SHEET





Composition

Slats - FSC® certified hardwood

Frame - Mild steel



Finishes

Timber - Untreated sanded finish as standard

Mild steel - Galvanised as standard (polyester powder-coated option available*)

Dimensions

Metric L - 2300mm | W - 475mm | H - 230mm*

Imperial L - 7' 6½" | W - 1' 6½" | H - 9"

* Recommended seat height - 450mm

Approx weight

67kg

Fixing centres

1800mm (5' 11") x 185mm (7½")

Fixing method

Frame fixed to plinth with 4 off resin fixed anchors

Foundation

Wall or plinth 2300 x 400 x 390mm (recommended)

Handling

Please observe health & safety lifting guidelines. A forklift or crane will be required for off-loading and positioning of this product

Maintenance

Depends on usage and position. All elements will require cleaning annually. Galvanised mild steel only requires maintenance if damaged

