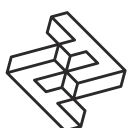


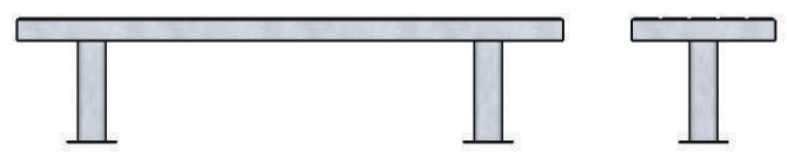
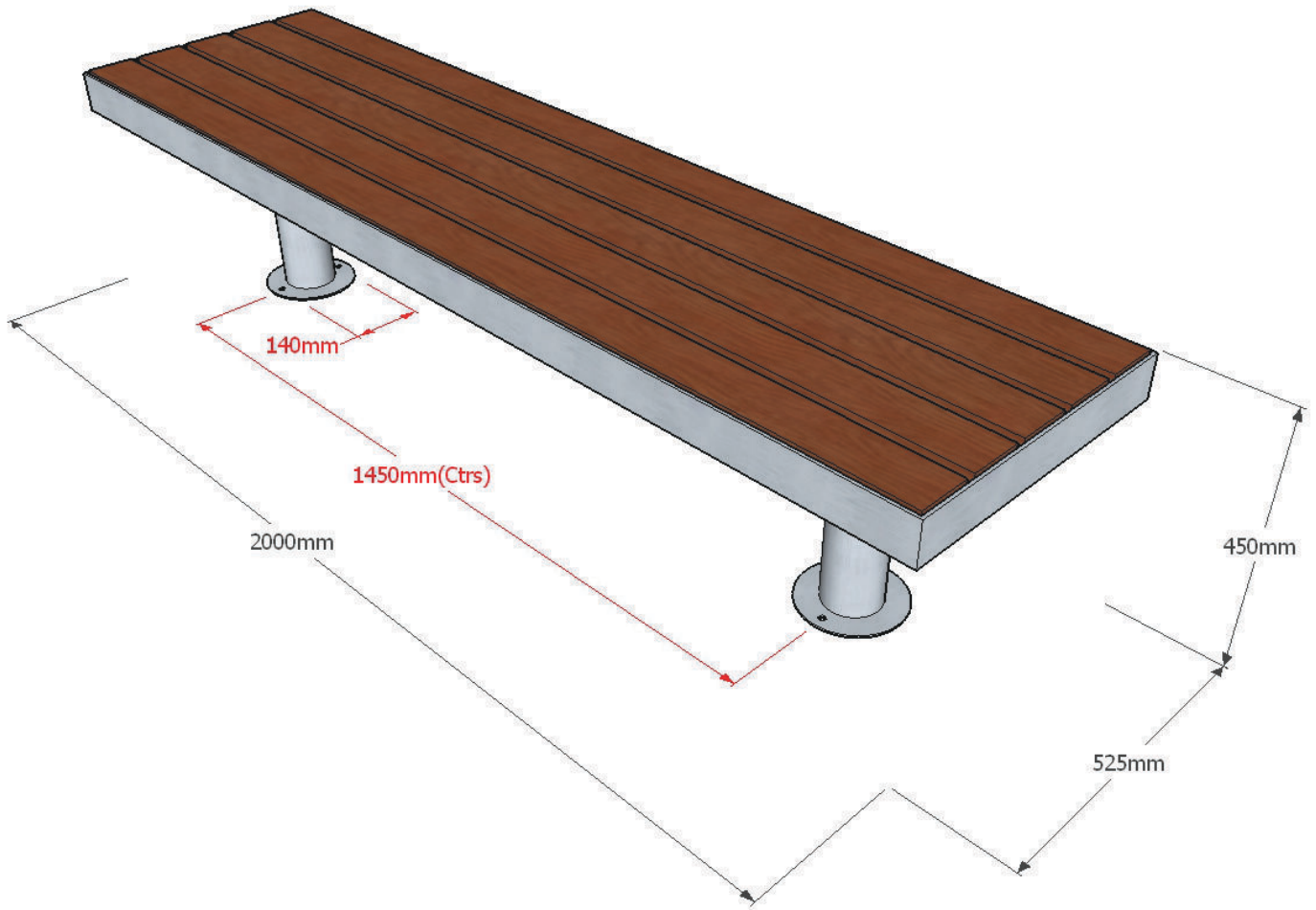
FACTORY FURNITURE



Tree Straight Bench

TECHNICAL SHEET





Composition

Slats - FSC® certified hardwood
 Frame / bases - Stainless steel



Finishes

Timber - Untreated sanded finish as standard
 Stainless steel - Satin polished finish

Dimensions

Metric L 2000mm | width 525mm | height 450mm*
 Imperial L 6' 6½" | width 1' 8½" | height 1' 5½"
 *Not inc. +100mm below ground level for sub-surface fix option

Approx weight

64kg

Fixing centres

1450mm (4' 9") x 140mm (5½")

Fixing method

2 off Resin fixed anchors per base (4 anchors per bench). Sub-surface fix option available

Foundation

2 no. pads 400 x 400 x 400 mm in C20 concrete (recommendation only)

Handling

Please observe health & safety lifting guidelines. A forklift or crane will be required for off-loading and positioning of this product

Maintenance

Depends on usage and position. All elements will require annual cleaning. Stainless steel requires no maintenance

