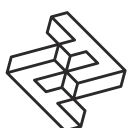


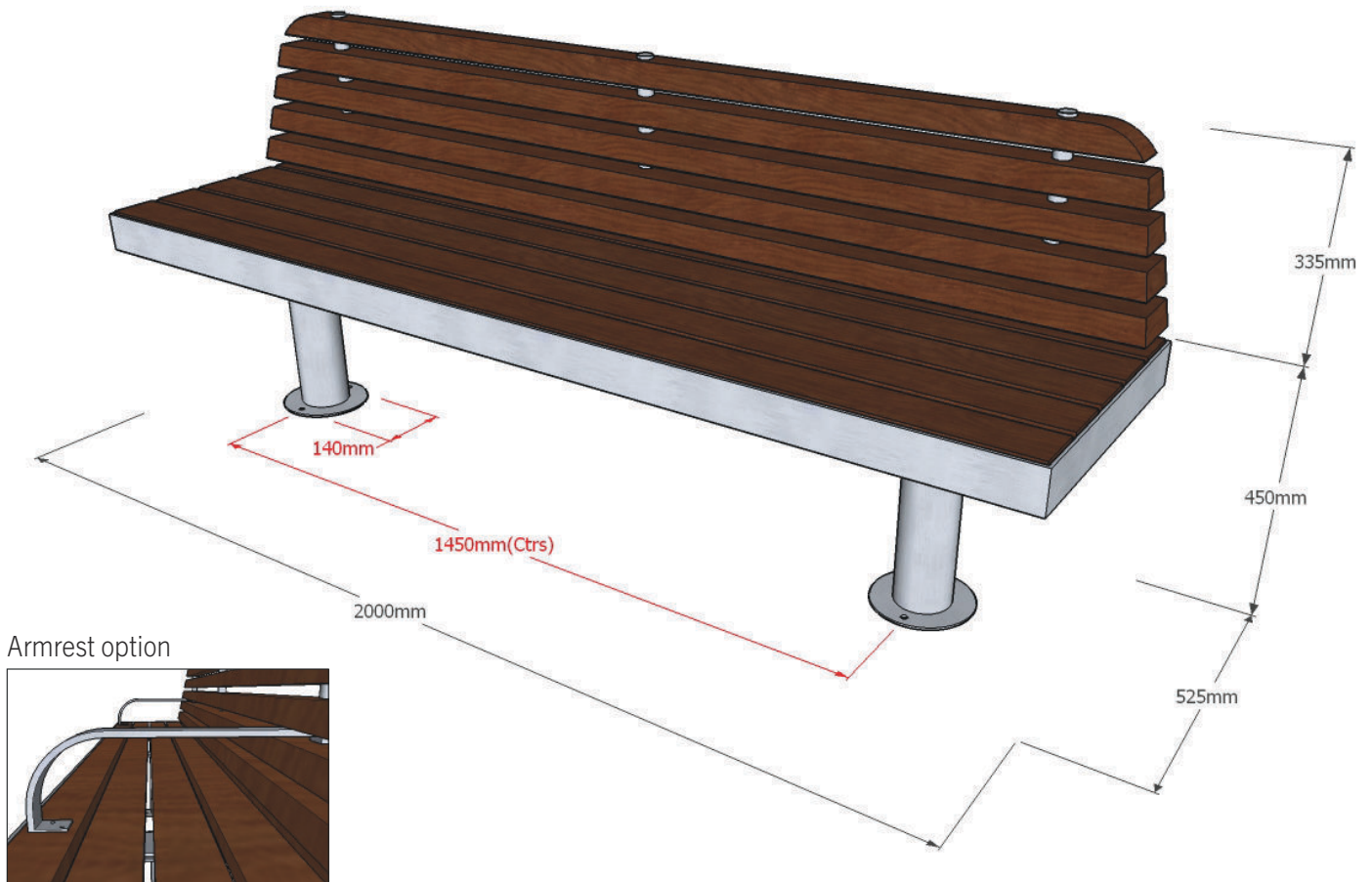
FACTORY FURNITURE



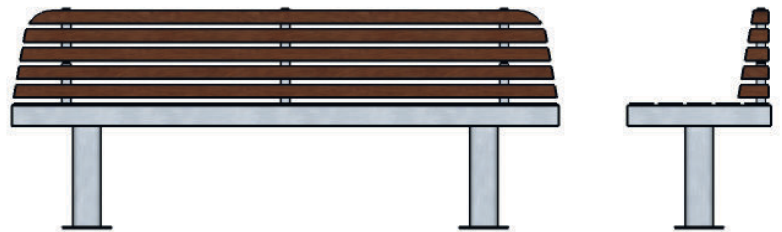
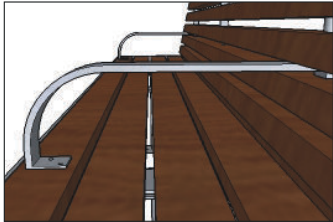
Tree Straight Seat

TECHNICAL SHEET





Armrest option



Composition

Slats - FSC® certified hardwood

Frame / Base - Stainless steel



Finishes

Timber - Untreated sanded finish as standard

Stainless steel - Satin polished finish

Dimensions

Metric L 2000mm | width 525mm | height 785mm

Imperial L 6' 6½" | width 1' 8½" | height 2' 7"

* Not incl. +100mm below ground level for sub-surface fix option

Approx weight

104kg (+5kg for armrest option)

Fixing centres

1450mm (4' 9") x 140mm (5½")

Fixing method

2 off Resin fixed anchors per base (4 off anchors total per seat - Sub-surface fix option available)

Foundation

2 no. pads 400 x 400 x 400 mm in C20 concrete (recommendation only)

Handling

Please observe health and safety lifting guidelines. A fork lift or crane will be required for off-loading and positioning of this product

Maintenance

Depends on usage and position. All elements will require annual cleaning. Stainless steel requires no maintenance.

