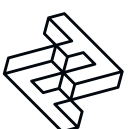


FACTORY FURNITURE

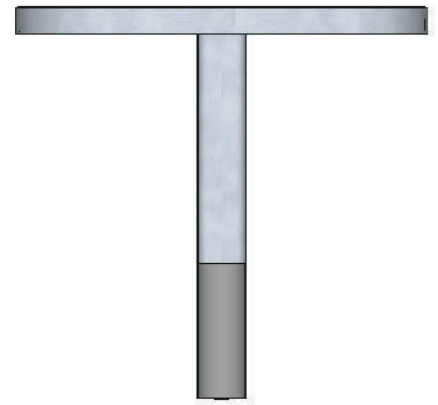
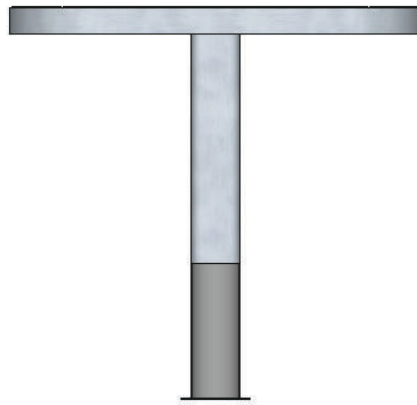

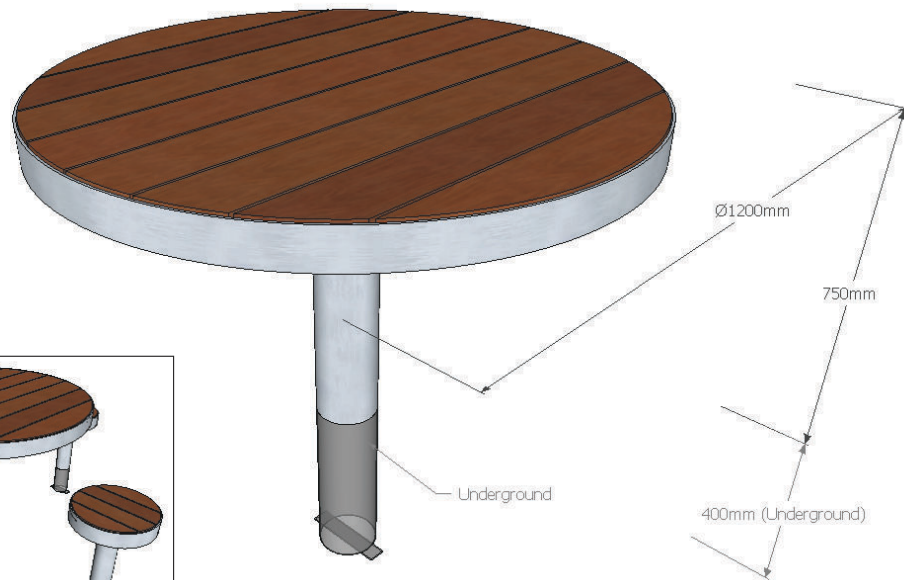
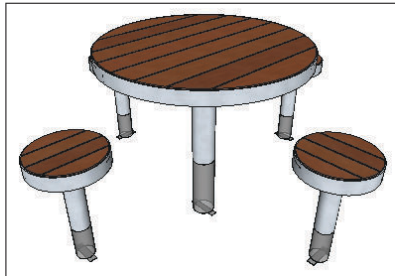


Tree Table

TECHNICAL SHEET



The Tree table can be combined with a few Tree stools to create an picnic set.



Composition

Slats - FSC® certified
hardwood
Frame - Stainless steel



Finishes

Timber - Untreated sanded finish as standard
Stainless steel - Satin polished finish

Dimensions

Metric D 1200mm | height 750mm*
Imperial D 3' 11" | height 2' 5½"

*Not including +400mm below ground level for sub-surface fix

Approx weight

63kg

Fixing method

Root fixed 400mm (1' 3½") below ground level

Foundation

1 no. pad 500 x 500 x 500 mm in C20 concrete
(recommendation only)

Handling

Please observe health and safety lifting guidelines. A forklift or crane will be required for off-loading and positioning of product

Maintenance

Depends on usage and position. All elements will require annual cleaning. Stainless steel requires no maintenance

