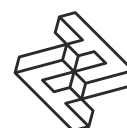


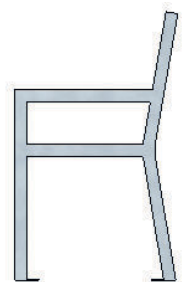
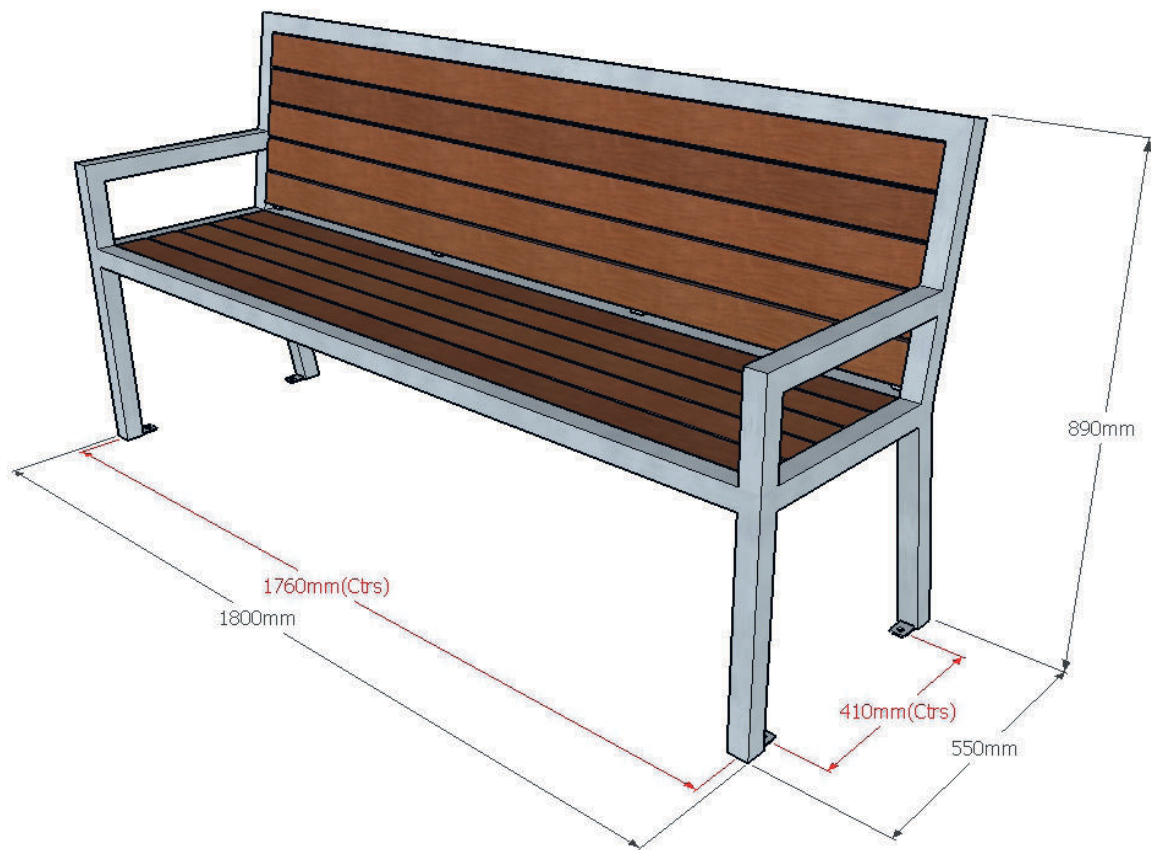
# FACTORY FURNITURE



## Util Seat with Armrests

TECHNICAL SHEET





## Composition

Slats - FSC® certified hardwood

Frame - Stainless steel



## Finishes

Timber - Untreated sanded finish as standard

Stainless steel - Satin polished finish

## Dimensions

Metric L 1800mm | width 550mm | height 890mm\*

Imperial L 5' 11" | width 1' 9½" | height 2' 11"

\*Not inc. +100mm below ground level for sub-surface fix option

## Approx weight

61kg

## Fixing centres

1760mm (5' 9½") x 410mm (1' 4")

## Fixing method

4 no. sleeve anchors into fixing lugs (one per leg) - sub-surface fix option available

## Foundation

2 no. pads 700 x 200 x 200 mm in C20 concrete (recommendation only)

## Handling

Please observe health & safety lifting guidelines. A forklift or crane will be required for off-loading and positioning of this product

## Maintenance

Depends on usage and position. All elements will require annual cleaning. Stainless steel requires no maintenance

