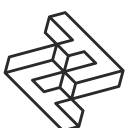


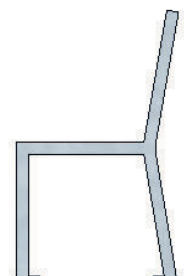
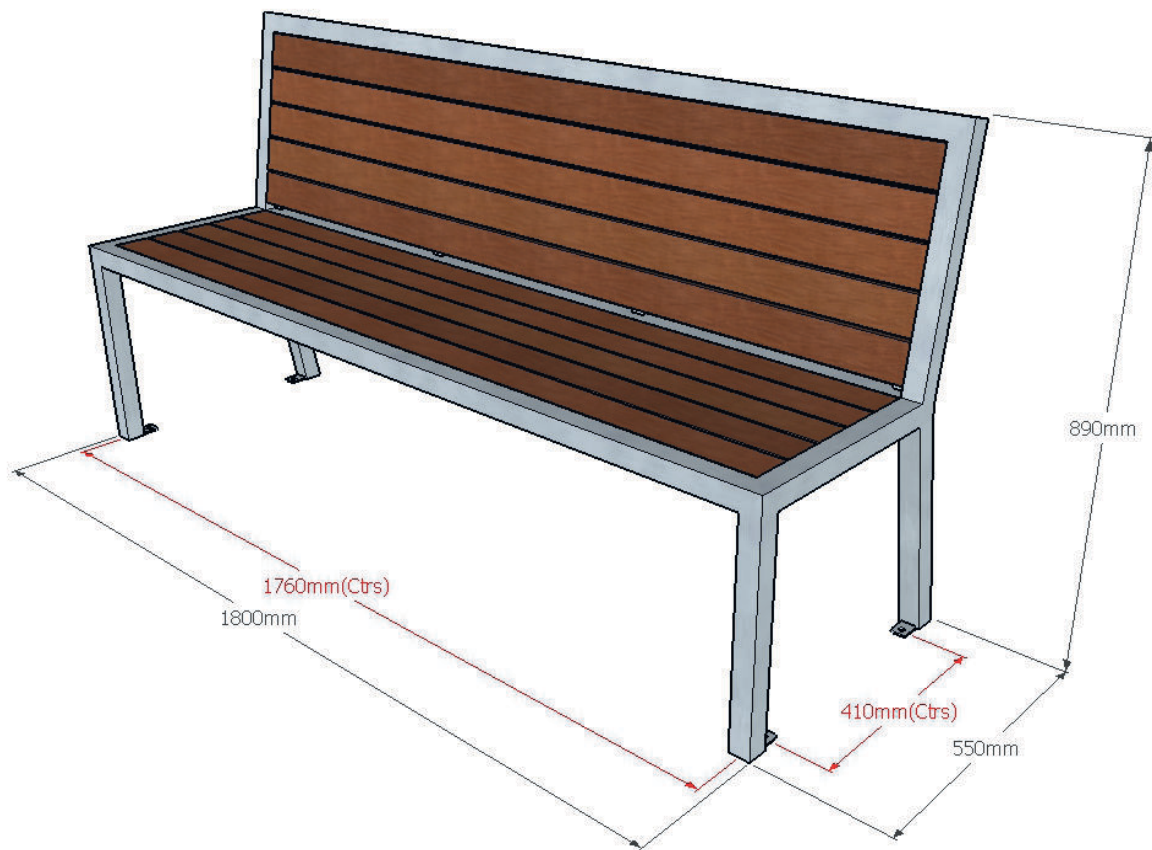
FACTORY FURNITURE



Util Seat

TECHNICAL SHEET





Composition

Slats - FSC® certified hardwood

Frame - Stainless steel



Finishes

Timber - Untreated sanded finish as standard

Stainless steel - Satin polished finish

Dimensions

Metric L 1800mm | width 550mm | height 890mm*

Imperial L 5' 11" | width 1' 9½" | height 2' 11"

*Not inc. +100mm below ground level for sub-surface fix option

Approx weight

57kg

Fixing centres

1760mm (5' 9½") x 410mm (1' 4")

Fixing method

4 no. sleeve anchors into fixing lugs (*one per leg*) - sub-surface fix option available

Foundation

2 no. pads 700 x 200 x 200 mm in C20 concrete (*recommendation only*)

Handling

Please observe health & safety lifting guidelines. A forklift or crane will be required for off-loading and positioning of this product

Maintenance

Depends on usage and position. All elements will require annual cleaning. Stainless steel requires no maintenance

