
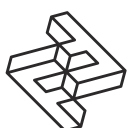


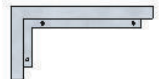

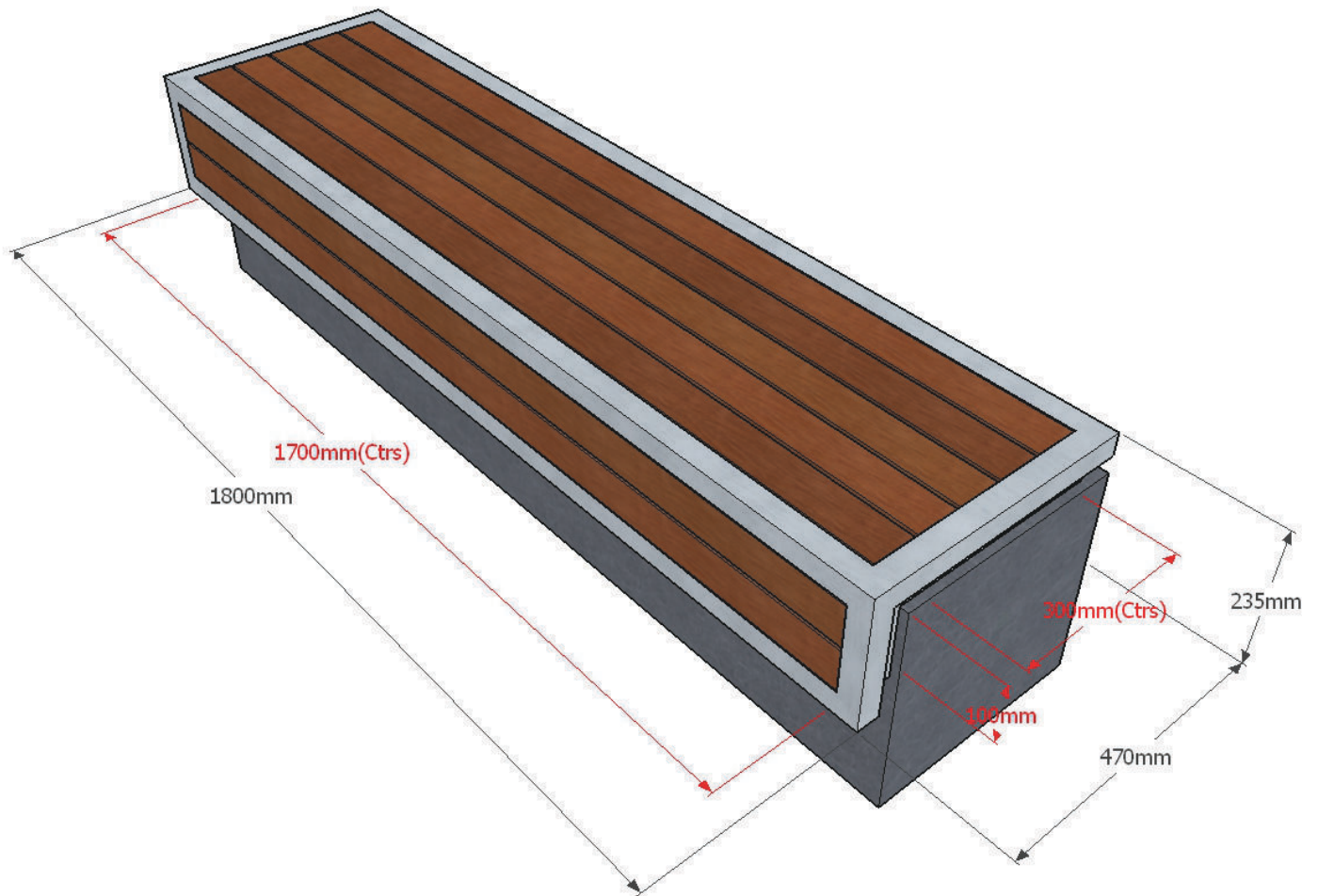
FACTORY FURNITURE



Util Wall Bench

TECHNICAL SHEET





Composition

Slats - FSC® certified hardwood

Frame - Stainless steel



Finishes

Timber - Untreated sanded finish as standard

Stainless steel - Satin polished finish

Dimensions

Metric L 1800mm | width 470mm | height 235mm

Imperial L 5' 11" | width 1' 6½" | height 9½"

Approx weight

44kg

Fixing centres

1700mm (5' 7") x 300mm (12")

Fixing method

6 no. sleeve anchors into wall bracket tabs (3 per bracket)

Foundation

Wall or plinth 1800 x 400 x 380mm (*minimum recommended*)

Handling

Please observe health & safety lifting guidelines. A forklift or crane will be required for off-loading and positioning of this product

Maintenance

Depends on usage and position. All elements will require annual cleaning. Stainless steel requires no maintenance

