



METRIC Solo Benches  
(Various heights)

# Introduction

## Design

Design, shop drawings and development by Factory Furniture Ltd

## Manufacture

Factory Furniture manufactured components. Products are assembled in Factory workshops, checked and dispatched ready for installation. Replacement products or components should be ordered direct from Factory Furniture Ltd.

## Copyright

The design copyright for the product and drawing copyright remains the sole property of Factory Furniture Ltd.

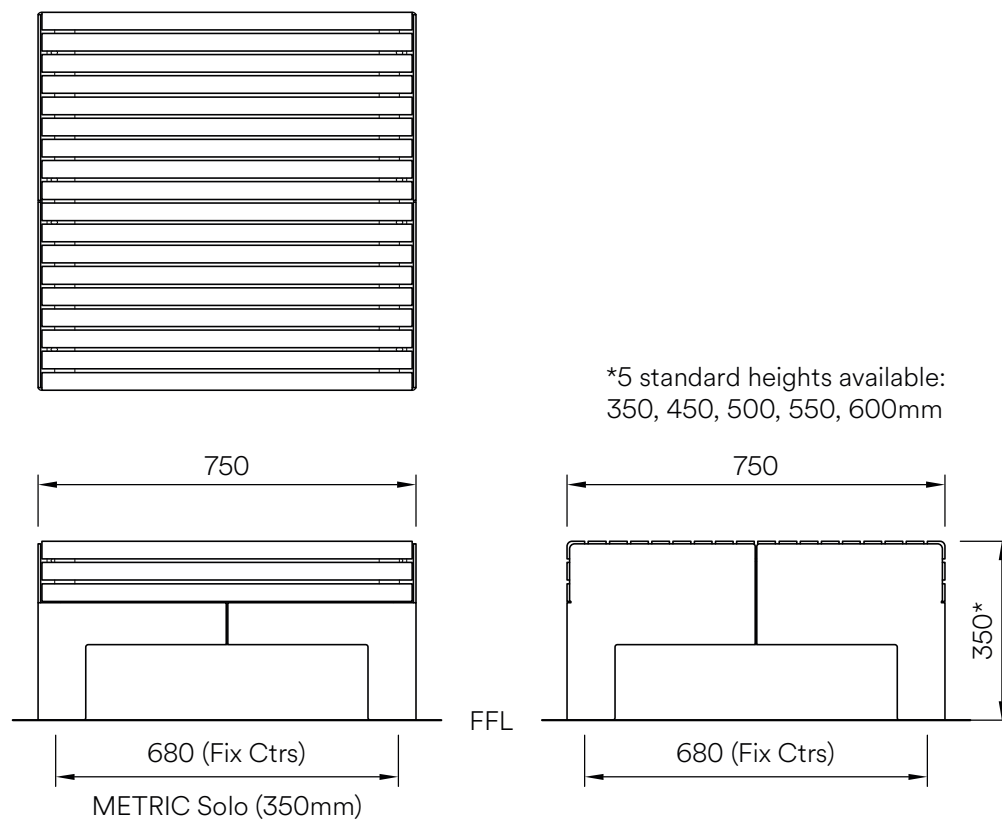
## Timber

All timber used in Factory Furniture products is FSC® certified



# Contents

Spec Sheet	... 3
Detailed Materials & Maintenance	... 4
Installation Instructions	... 5
NBS Specifications	... 6



## Composition

Slats - FSC® certified timber (hardwood, softwood or modified timber options)

Frame - Mild steel

## Finishes

Timber - Untreated sanded finish as standard (softwood options are tanalised after profiling)

Mild steel - Hot-dip galvanised (polyester powder-coat available (colour as per client's specification))

## Dimensions

Metric L 750mm | width 750mm | height 350mm (Also 450, 500, 550, 600mm)

Imperial L 2' 5½" | width 2' 5½" | height 1' 2" (Also 1' 6", 1' 8", 1' 10", 2' 0")

## Approx weight

50kg (Also 63, 69, 76, 82kg)

## Handling

Please observe health & safety lifting guidelines. A forklift or crane will be required for off-loading and positioning of this product.

## Maintenance

Depends on usage and position. All elements will require cleaning annually.

# Detailed Material & Finish Specifications

## Slat Assembly

- Slats are manufactured from FSC® certified timber (hardwood, softwood or modified timber options) and are profiled with a sanded finish. Hardwood left untreated (natural) as standard. Soft wood options are tanalised to improve life span.
- Sub-frame is manufactured from hot-dip galvanised mild steel (polyester powder coat available (colour as per customer specification))
- Removable slat assembly bolted to base assembly using 8 off M8 x 20mm bolts & nuts.

## Base Assembly

- Base assembly comprising of 4 off all welded sections that are bolted together using 8 off M8 x 20mm bolts & nuts.
- Base sections are manufactured from hot-dip galvanised mild steel (polyester powder coat available (colour as per customer specification))
- Base anchored to ground using 4 no. zinc-coated M10 x 75mm sleeve anchors (one per leg).

# General Maintenance (Recommended Schedule & Guidelines)

## Daily/Weekly/Monthly (or as adopted)

Visual checks of bench top and base - check all items for superficial or physical damage.

## Three Monthly

Clean all items as detailed below check all fixings are seated correctly; inspect timber for serious damage and splinters.

## Six Monthly

Secure all fixings; full clean as detailed below; check that bench is firmly secured to the ground

# Specific Maintenance Details

## FSC Timber

Clean with a stiff brush once per year, especially in more exposed locations, in order to prevent a verdigris type build up on the timber surface. Ideally this should be completed in early spring. During the cleaning stage, all exposed timber surfaces should be inspected for splits and splinters. Any splinters and graffiti should be removed and the surface sanded with 100 grit sandpaper in order to remove any uneven / sharp edges or surfaces.

During the first few months after installation the tannin naturally occurring in the timber may leach out and cause a brown staining on the bases. This may be removed with a light solution of household bleach and water.

## Galvanised & Polyester Powder Coated

For general cleaning using a damp cloth and warm soapy water only. Scourers and abrasive cleaners are NOT suitable for this type of finish and may damage it. Before using any cleaning agents to remove graffiti etc. try on a small, inconspicuous area first to avoid causing more unsightly damage.

# Repairs

## FSC Timber

For light damage, please see section on specific maintenance details above. For instances of heavy damage, the timber item should be replaced. Please order against the part number reference in the reordering section towards the end of this manual.

## Galvanised & Polyester Powder Coated Surfaces

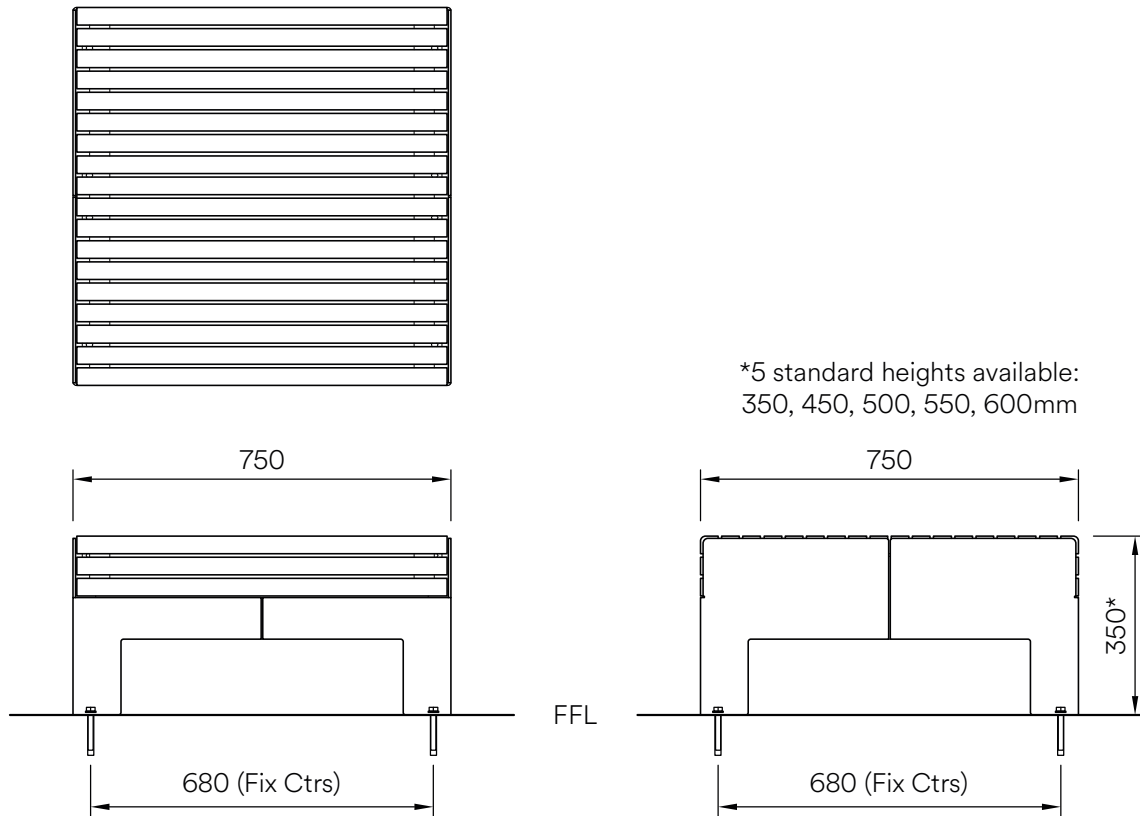
For light damage (scratches, chips etc.) repair using touch-up paint to match original colour (available from Factory Furniture Ltd). Paint application should be carried out in accordance with approved methods detailed by the paint manufacturer. Please note that it is advisable to use professional painters to achieve best results when touching up larger areas. Products for respraying larger areas are available from Factory Furniture Ltd.

## Heavy Damage

In the event of serious damage to any component, replacements should be ordered from Factory Furniture Ltd. Should further assistance be required (or if the product needs to be disassembled for any reason), please contact Factory Furniture for detailed technical advice.

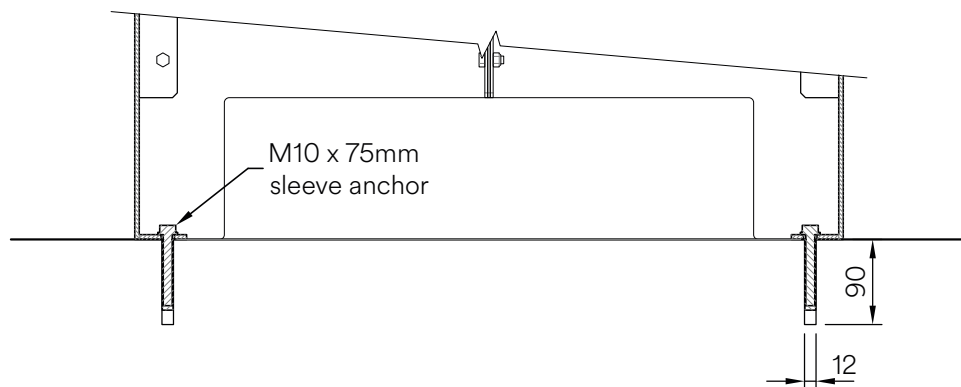
# Installation Instructions

ALL INSTALLATION WORKS TO BE CARRIED OUT BY COMPETENT PERSONNEL - INSTALL AS COMPLETE UNIT



## Metric Solo Bench

1. If necessary in order to access base fixing lugs, remove slat assembly from base (8 no. bolts visible between slats) and put aside carefully.
2. Position base in desired location then mark leg hole positions onto ground
3. Remove the base; drill holes  $\text{Ø}12\text{mm} \times 90\text{mm}$  deep (or as bolt manufacturer's specs); clear debris from holes
4. Reposition base and fix to ground using 4 no. zinc-coated M10 x 75mm sleeve anchors tightened to 50Nm (or as per manufacturer's specs). Ensure base remains level during fixing process.
5. Replace slat assembly.



# NBS Specification Data

## PRODUCT REFERENCE – FF1049 – METRIC SOLO BENCH

Description	Bench with timber slats, and mild steel subframe and base
Uniclass 2015 Category	Pr_40_30_29_84 Street and site benches
Design as per drawing:	FF1049_1

### MANUFACTURER

Name	Factory Furniture Ltd
Address	Unit 5 Pioneer Road, Faringdon, Oxfordshire, SN7 7BU
Website	<a href="http://www.factoryfurniture.co.uk">www.factoryfurniture.co.uk</a>
Telephone	+44 (0)1367 242731

### MATERIAL

Slats	FSC® certified timber (hardwood, softwood or modified timber options)
Sub-frame	Mild steel
Base	Mild steel

### FINISH

Timber	Sanded natural finish as standard (softwood options are tanalised after profiling)
Mild steel	Hot-dip galvanised (option for polyester powder coat)

### SIZE

750mm x 750mm x 350mm (LxWxH)
750mm x 750mm x 450mm (LxWxH)
750mm x 750mm x 500mm (LxWxH)
750mm x 750mm x 550mm (LxWxH)
750mm x 750mm x 600mm (LxWxH)

### FIXING

Free standing
---------------