

FACTORY FURNITURE



QUAY Lounger

Introduction

Design

Design, shop drawings and development by Factory Furniture Ltd

Manufacture

Factory Furniture manufactured components. Products are assembled in Factory workshops, checked and dispatched ready for installation. Replacement products or components should be ordered direct from Factory Furniture Ltd.

Copyright

The design copyright for the product and drawing copyright remains the sole property of Factory Furniture Ltd.

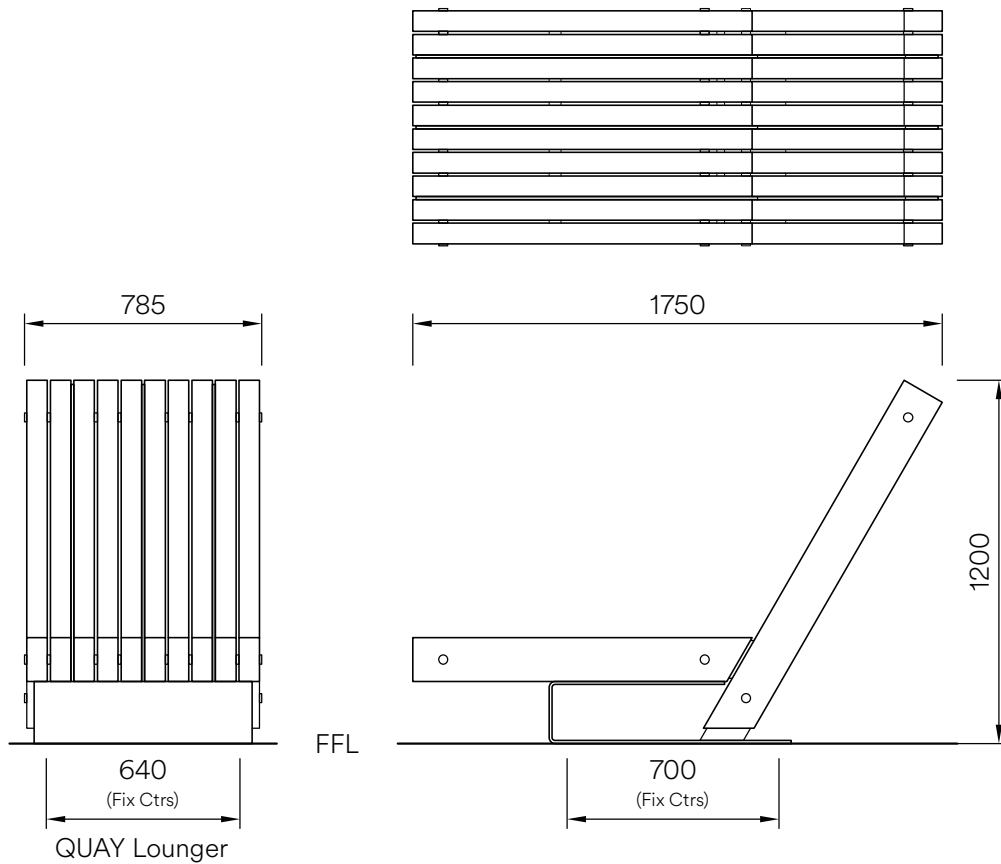
Timber

All timber used in Factory Furniture products is FSC® certified



Contents

Spec Sheet	... 3
Detailed Materials & Maintenance	... 4
Installation Instructions	... 5
NBS Specifications	... 6



Composition

Slats - FSC® certified softwood

Frame - Mild steel

Finishes

Timber - Tanalised sanded finish as standard

Mild steel - Hot-dip galvanised (polyester powder-coated finish available (colour as per client's specification))

Dimensions

Metric L 785mm | width 1750mm | height 1200mm

Imperial L 2' 7" | width 5' 9" | height 3' 11"

Approx weight

254kg

Fixing centres & method

270mm (10½") x 275mm (11") - 4 off Resin stud anchors per base

Foundation

1 no. pad 850 x 950 x 300 mm in C20 concrete (recommendation only)

Handling

Please observe health & safety lifting guidelines. A forklift or crane will be required for off-loading and positioning of this product.

Maintenance

Depends on usage and position. All elements will require cleaning annually. Galvanised and powder coated mild steel only require maintenance if damaged.

*Please note that when a powder-coat is applied over a hot dip galvanised surface pinholing can occur in the surface finish - this is not considered a defect.

Detailed Material & Finish Specifications

Slats

- Seat & backrest slats are manufactured from FSC® certified softwood and are profiled with a sanded finish - tanned as standard.
- Seat slats bolted together and to frame with 2 no. M12 tie rods with aluminium spacers and end caps.
- Backrest slats bolted together and to frame with 2 no. M12 tie rods with aluminium spacers and end caps.

Frame

- Manufactured from mild steel with an all welded construction and hot-dip galvanised finish as standard (polyester powder coated finish available (colour as per customer specification)).
- Lounger frame anchored to ground using 4 no. M10 resin anchors.

General Maintenance (Recommended Schedule & Guidelines)

Daily/Weekly/Monthly (or as adopted)

Visual checks of lounger slats and frame - check all items for superficial or physical damage.

Three Monthly

Clean all items as detailed below check all fixings are seated correctly; inspect timber for serious damage and splinters.

Six Monthly

Secure all fixings; full clean as detailed below; check that lounger is firmly secured to the ground

Specific Maintenance Details

FSC Timber

Clean with a stiff brush once per year, especially in more exposed locations, in order to prevent a verdigris type build up on the timber surface. Ideally this should be completed in early spring. During the cleaning stage, all exposed timber surfaces should be inspected for splits and splinters. Any splinters and graffiti should be removed and the surface sanded with 100 grit sandpaper in order to remove any uneven / sharp edges or surfaces.

During the first few months after installation the tannin naturally occurring in the timber may leach out and cause a brown staining on the bases. This may be removed with a light solution of household bleach and water.

Galvanised & Polyester Powder Coated

For general cleaning using a damp cloth and warm soapy water only. Scourers and abrasive cleaners are NOT suitable for this type of finish and may damage it. Before using any cleaning agents to remove graffiti etc. try on a small, inconspicuous area first to avoid causing more unsightly damage.

Repairs

FSC Timber

For light damage, please see section on specific maintenance details above. For instances of heavy damage, the timber item should be replaced. Please order against the part number reference in the reordering section towards the end of this manual.

Galvanised & Polyester Powder Coated Surfaces

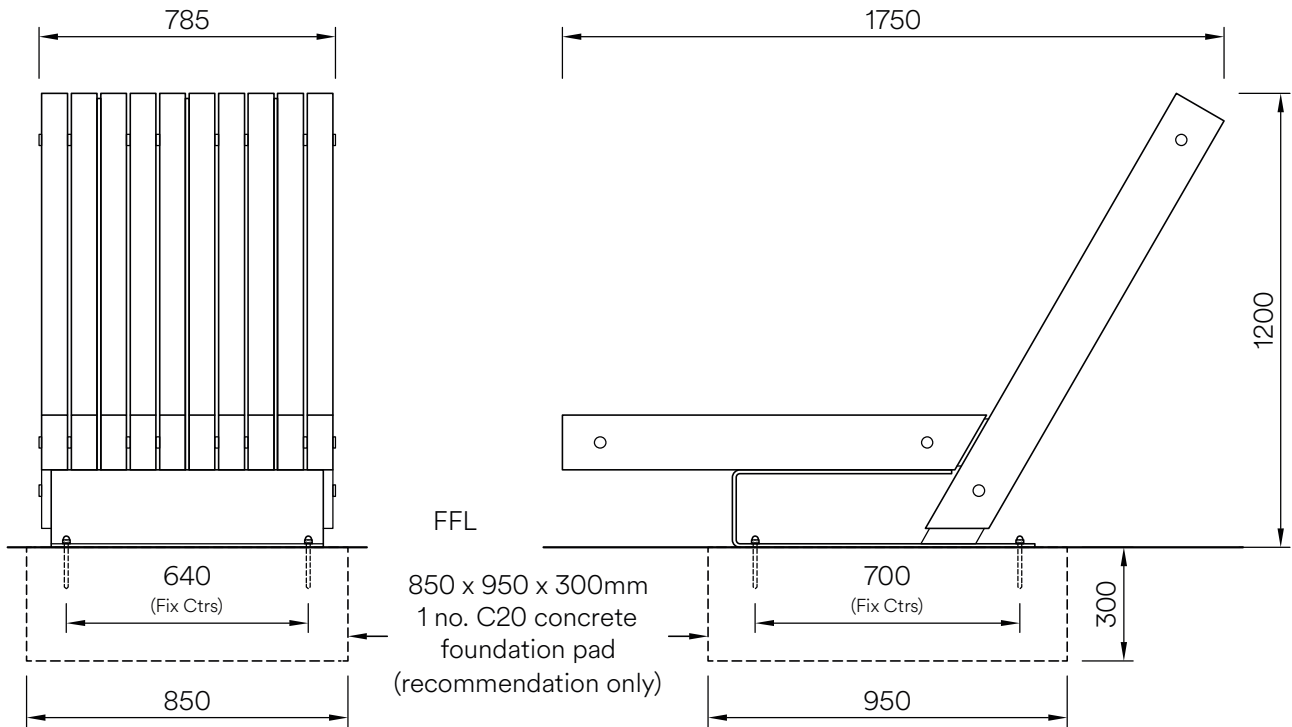
For light damage (scratches, chips etc.) repair using touch-up paint to match original colour (available from Factory Furniture Ltd). Paint application should be carried out in accordance with approved methods detailed by the paint manufacturer. Please note that it is advisable to use professional painters to achieve best results when touching up larger areas. Products for respraying larger areas are available from Factory Furniture Ltd.

Heavy Damage

In the event of serious damage to any component, replacements should be ordered from Factory Furniture Ltd. Should further assistance be required (or if the product needs to be disassembled for any reason), please contact Factory Furniture for detailed technical advice.

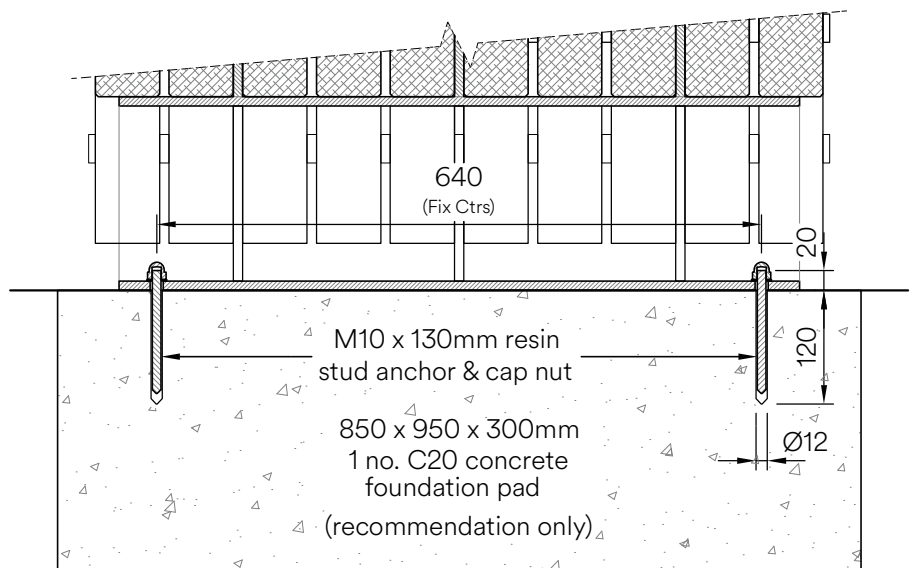
Installation Instructions

ALL INSTALLATION WORKS TO BE CARRIED OUT BY COMPETENT PERSONNEL - INSTALL AS COMPLETE UNIT



Quays Lounger

1. Install suitable foundation pad (see illustrations) with top face at ground level
2. Position lounger in correct position / orientation with base centrally on foundation pad (if necessary use shims to get lounger level); then mark hole positions through base
3. Remove lounger; drill holes $\text{Ø}12\text{mm}$ x 120mm deep (or as bolt manufacturer's recommendations)
4. Clear debris from holes
5. Screw capnuts onto resin anchor studs (leaving some room for final tightening).
6. Fill the holes to within approximately 35mm from the top with Hilti HY150 resin (or similar).
7. Move lounger back into position and drop resin anchor studs with capnuts into the holes - leave for two hours to cure before proceeding (or as per resin manufacturer's instruction)
8. Using a torque wrench, tighten capnuts to 20Nm to fasten down the lounger.
9. Check levels.



NBS Specification Data

PRODUCT REFERENCE – FF1050-L – QUAY LOUNGER

Description Lounger with galvanised mild steel frame and timber slats
Uniclass 2015 Category Pr_40_30_29_84 Street and site benches
Design As per drawing: FF1050

MANUFACTURER

Name Factory Furniture Ltd
Address Unit 5 Pioneer Road, Faringdon, Oxfordshire, SN7 7BU
Website www.factoryfurniture.co.uk
Telephone +44 (0)1367 242731

MATERIAL

Slats FSC® certified softwood
Frame Mild steel

FINISH

Timber Tanalised sanded finish as standard
Mild steel Hot-dip galvanised (option for polyester powder coat)

SIZE

785mm x 1750mm x 1200mm (LxWxH)

FIXING

4 no. resin anchors