

FACTORY FURNITURE



SONOBE Concrete Bench

Introduction

Design

Design, shop drawings and development by Factory Furniture Ltd

Manufacture

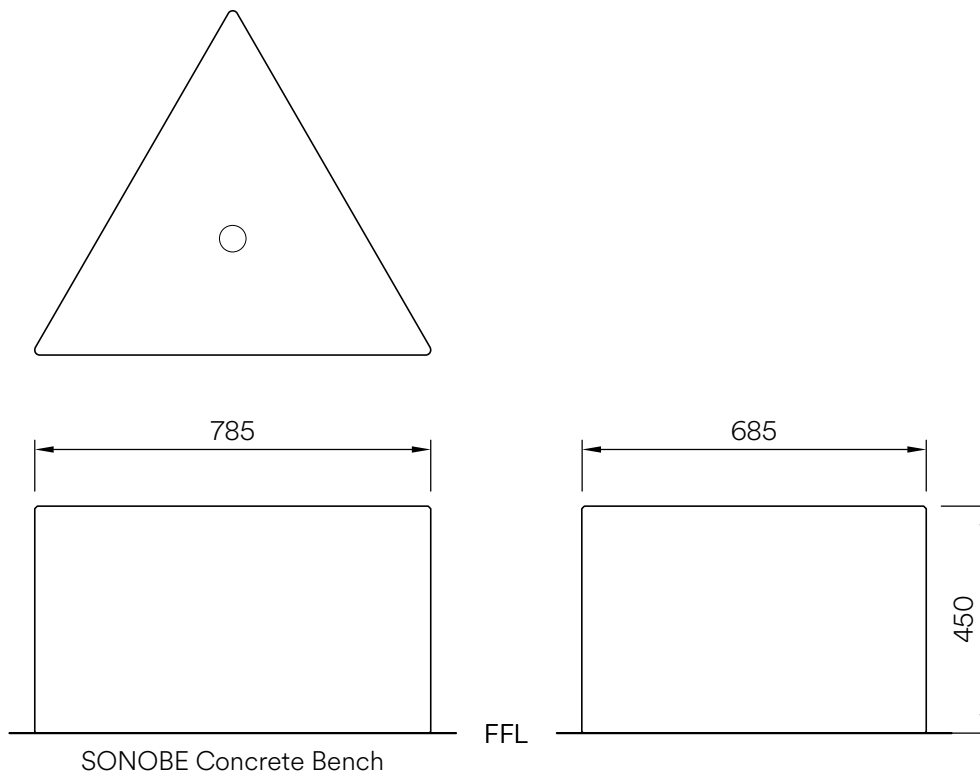
Factory Furniture manufactured components. Products are assembled in Factory workshops, checked and dispatched ready for installation. Replacement products or components should be ordered direct from Factory Furniture Ltd.

Copyright

The design copyright for the product and drawing copyright remains the sole property of Factory Furniture Ltd.

Contents

Spec Sheet	... 3
Detailed Materials & Maintenance	... 4
Installation Instructions	... 5
NBS Specifications	... 6



Composition

Body - Smooth or exposed aggregate concrete (various stone effects available)

Reinforcement frame - Galvanised mild steel

Finishes

Concrete - Smooth & sealed finish (waterproofed and anti-graffiti). (Please refer to 'Concrete Finishes' specification document for further details)

Dimensions

Metric L 785mm | width 685mm | height 450mm

Imperial L 2' 7" | width 2' 3" | height 1' 5½"

Approx weight

287kg

Fixing method

Free-standing

Foundation

1 no. pad 900 x 800 x 300 mm in C20 concrete (recommendation only)

Handling

Please observe health & safety lifting guidelines. A forklift or crane will be required for off-loading and positioning of this product.

Maintenance

Depends on usage and position. All elements will require cleaning annually. Concrete parts only require maintenance if damaged.

Detailed Material & Finish Specifications

Bench

- Smooth or exposed aggregate concrete. A variety of stone effects are available in either smooth, shot peened or honed finishes. (Please refer to 'Concrete Finishes' specification document for further details).
- Surface is smoothed and sealed to make it water repellent
- Internal reinforcement - galvanised mild steel

General Maintenance (Recommended Schedule & Guidelines)

Daily/Weekly/Monthly (or as adopted)

Visual checks of bench - check all items for superficial or physical damage.

Three Monthly

Clean bench as detailed below check all fixings are seated correctly

Six Monthly

Secure all fixings; full clean as detailed below; check that bench is firmly secured to the ground

Specific Maintenance Details

Concrete (also granite)

Clean with a stiff brush once per year, especially in more exposed locations, in order to prevent a verdigris type build up on the surface. Ideally, this should be completed in early spring.

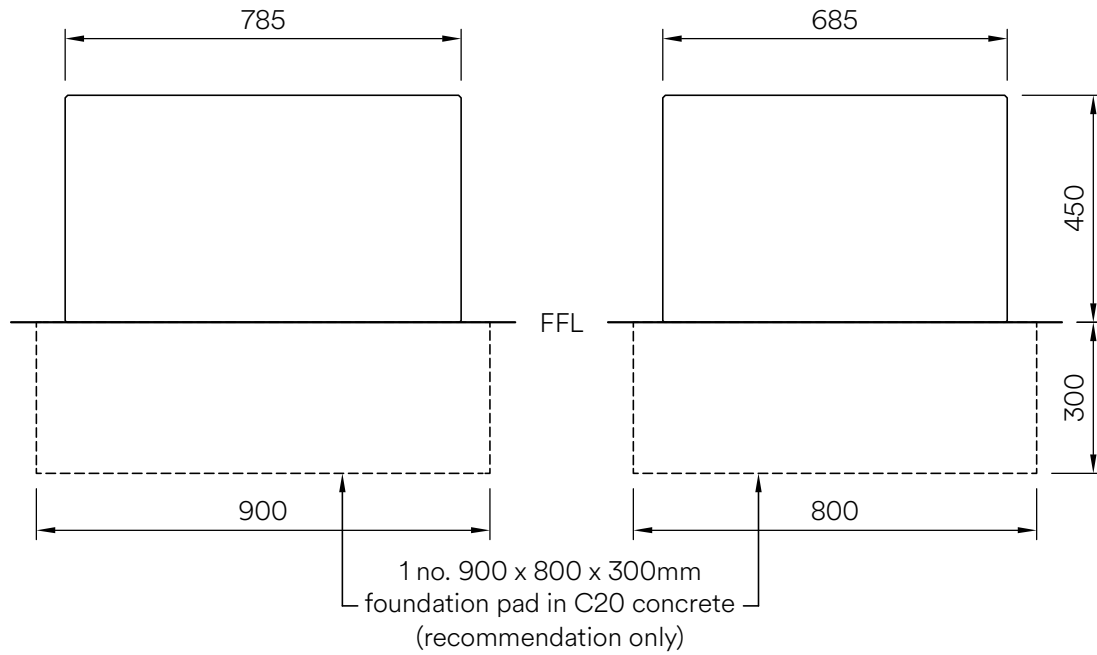
Repairs

Heavy Damage

In the event of serious damage to any component, replacements should be ordered from Factory Furniture Ltd. Should further assistance be required (or if the product needs to be disassembled for any reason), please contact Factory Furniture for detailed technical advice.


Installation Instructions

ALL INSTALLATION WORKS TO BE CARRIED OUT BY COMPETENT PERSONNEL - INSTALL AS COMPLETE UNIT



Sonobe Concrete Bench

1. Install suitable foundation pad (see illustrations) with top face at ground level
2. Position bench in correct position and orientation with base centrally on foundation pad (if necessary use shims to get bench level).
3. Check levels.



NBS Specification Data

PRODUCT REFERENCE – FF1048-C – SONOBE CONCRETE BENCH

Description Bench comprised of concrete body with mild steel reinforcement
Uniclass 2015 Category Pr_40_30_29_84 Street and site benches
Design As per drawing: FF1048

MANUFACTURER

Name Factory Furniture Ltd
Address Unit 5 Pioneer Road, Faringdon, Oxfordshire, SN7 7BU
Website www.factoryfurniture.co.uk
Telephone +44 (0)1367 242731

MATERIAL

Body Concrete (various stone effects available)
Internal reinforcement Mild steel

FINISH

Concrete Smooth & sealed finish (waterproofed and anti-graffiti)
Mild steel Galvanised

SIZE

785mm x 685mm x 450mm (LxWxH)

FIXING

Free-standing